

SUMMARY OF APPROPRIATIONS, ALLOTMENTS, OBLIGATIONS, DISBURSEMENTS AND BALANCES BY OBJECT OF EXPENDITURES
As of the Quarter Ending December 31, 2015

Department: NATIONAL ECONOMIC AND DEVELOPMENT AUTHORITY
 Agency: PHILIPPINE INSTITUTE FOR DEVELOPMENT STUDIES
 Organization Code (UACS): 35 058 00 00000
 Funding Source Code (as clustered): 1 01 277

X	Current Year Appropriations
	Supplemental Appropriations
	Continuing Appropriations


Particulars	UACS Code	Appropriations			Allotments			Current Year Obligations					Current Year Disbursements					Balances						
		Authorized Appropriation	Adjustments (Transfer To/From, Reassignment)	Adjusted Appropriations	Allotments Received	Adjustments (Withdrawal, Reassignment)	Transfer To	Transfer From	Adjusted Total Allotments	1st Quarter ending Mar 31	2nd Quarter ending June 30	3rd Quarter ending Sept 30	4th Quarter ending Dec 31	Total	1st Quarter ending Mar 31	2nd Quarter ending June 30	3rd Quarter ending Sept 30	4th Quarter ending Dec 31	Total	Unreleased Appropriations	Unobligated Allotment	Unpaid Obligations (15-20) = (23+24)	Due and Demandable	Not Yet Due and Demandable
		3	4	5=(3+4)	6	7	8	9	10=[(8+(-)7)+6+9]	11	12	13	14	15=(11+12+13+14)	16	17	18	19	20=(16+17+18+19)	21=(5-10)	22=(10-15)	23	24	
SUMMARY																								
A. AGENCY SPECIFIC BUDGET																								
Personnel Services	5 01	18,792	-	18,792	18,792	-	-	-	18,792	5,678	4,205	5,205	3,704	18,792	5,678	4,205	5,205	3,704	18,792					
Salaries and Wages - Regular	5 01 01 010	11,657		11,657	11,657				11,657	3,628	2,418	3,577	2,034	11,657	3,628	2,418	3,577	2,034	11,657					
Salaries and Wages - Casual/Contractual	5 01 01 020	1,886		1,886	1,886				1,886	624	492	412	358	1,886	624	492	412	358	1,886					
Personnel Economic Relief Allowance (PERA)	5 01 02 010	787		787	787				787	248	170	229	140	787	248	170	229	140	787					
Representation Allowance (RA)	5 01 02 020	515		515	515				515	162	104	157	92	515	162	104	157	92	515					
Transportation Allowance (TA)	5 01 02 030	326		326	326				326	95	64	104	63	326	95	64	104	63	326					
Clothing/Uniform Allowance	5 01 02 040	184		184	184				184	181	(6)	9	-	184	181	(6)	9	-	184					
Productivity Incentive Allowance	5 01 02 080	-		-	-				-	5	-	(5)	-	-	5	-	(5)	-	-					
Overtime and Night Pay	5 01 02 130	-		-	-				-	-	-	-	-	-	-	-	-	-	-					
Year End Bonus	5 01 02 140	878		878	878				878	-	383	8	487	878	383	8	487	-	878					
Cash Gift	5 01 02 150	127		127	127				127	57	1	69	1	127	57	1	69	1	127					
Other Bonuses and Allowances	5 01 02 990	-		-	-				-	-	-	-	-	-	-	-	-	-	-					
Retirement and Life Insurance Premiums	5 01 03 010	1,624		1,624	1,624				1,624	512	350	479	283	1,624	512	350	479	283	1,624					
PAG-IBIG Contributions	5 01 03 020	40		40	40				40	13	9	11	7	40	13	9	11	7	40					
PHILHEALTH Contributions	5 01 03 030	110		110	110				110	35	24	32	19	110	35	24	32	19	110					
Employees Compensation Insurance Premiums	5 01 03 040	40		40	40				40	13	9	11	7	40	13	9	11	7	40					
Provident/Welfare Fund Contributions	5 01 03 050	481		481	481				481	152	99	146	84	481	152	99	146	84	481					
Terminal Leave Benefits	5 01 04 030	137		137	137				137	10	32	34	61	137	10	32	34	61	137					
Other Personnel Benefits	5 01 04 990	-		-	-				-	-	-	-	-	-	-	-	-	-	-					
Maintenance and Other Operating Expenses	5 02	51,213	-	51,213	51,213	-	-	-	51,213	2,542	32,164	14,548	1,959	51,213	2,542	21,835	15,852	10,984	51,213					
Travelling Expenses - Local	5 02 01 010	531		531	531				531	88	510	(167)	100	531	88	510	(167)	100	531					
Travelling Expenses - Foreign	5 02 01 020	268		268	268				268	6	23	203	36	268	6	23	203	36	268					
Training Expenses	5 02 02 010	1,199		1,199	1,199				1,199	402	394	300	103	1,199	402	394	300	103	1,199					
Office Supplies Expenses	5 02 03 010	643		643	643				643	194	196	160	93	643	194	196	160	93	643					
Fuel, Oil and Lubricants Expenses	5 02 03 090	310		310	310				310	52	82	92	84	310	52	82	92	84	310					
Water Expenses	5 02 04 010	170		170	170				170	34	10	58	68	170	34	10	58	68	170					
Electricity Expenses	5 02 04 020	593		593	593				593	329	88	88	88	593	329	88	88	88	593					
Postage and Courier Services	5 02 05 010	282		282	282				282	35	64	131	52	282	35	64	131	52	282					
Telephone Expenses	5 02 05 020	363		363	363				363	113	104	129	17	363	113	104	129	17	363					
Internet Subscription Expenses	5 02 05 030	572		572	572				572	162	162	162	86	572	162	162	86	86	572					
Extraordinary and Miscellaneous Expenses	5 02 10 030	112		112	112				112	-	7	-	105	112	-	7	-	105	112					
Legal Services	5 02 11 010	300		300	300				300	30	45	150	75	300	30	45	150	75	300					
Auditing Services	5 02 11 020	262		262	262				262	241	11	5	5	262	241	11	5	5	262					
Consultancy Services	5 02 11 030	2,698		2,698	2,698				2,698	230	1,322	726	420	2,698	230	1,322	726	420	2,698					
Other Professional Services	5 02 11 990	185		185	185				185	4	217	(98)	62	185	4	217	(98)	62	185					
Janitorial Services	5 02 12 020	182		182	182				182	-	52	65	65	182	-	52	65	65	182					
Security Services	5 02 12 030	278		278	278				278	187	28	30	33	278	187	28	30	33	278					
Repairs and Maintenance - Machinery and Equipment	5 02 13 050	374		374	374				374	124	-	225	25	374	124	-	225	25	374					
Repairs and Maintenance - Transportation Equipment	5 02 13 060	236		236	236				236	50	35	135	16	236	50	35	135	16	236					
Repairs and Maintenance - Furniture and Fixtures	5 02 13 070	-		-	-				-	-	-	-	-	-	-	-	-	-	-					
Repairs and Maintenance - Leased Assets Improvements	5 02 13 080	151		151	151				151	49	4	68	30	151	49	4	68	30	151					
Taxes, Duties and Licenses	5 02 15 010	12		12	12				12	3	3	6	-	12	3	3	6	-	12					
Fidelity Bond Premiums	5 02 15 020	101		101	101				101	-	54	24	23	101	-	54	24	23	101					
Insurance Expenses	5 02 15 030	138		138	138				138	16	42	31	49	138	16	42	31	49	138					
Advertising Expenses	5 02 99 010	12		12	12				12	12	-	-	-	12	12	-	-	-	12					
Printing and Publication Expenses	5 02 99 020	623		623	623				623	118	179	196	130	623	118	179	196	130	623					
Representation Expenses	5 02 99 030	239		239	239				239	33	41	84	81	239	33	41	84	81	239					
Ren/Lease Expenses	5 02 99 050	40,180		40,180	40,180				40,180	-	28,455	11,725	-	40,180	-	28,455	11,725	-	40,180					
Membership Dues and Contributions to Organizations	5 02 99 060	10		10	10				10	-	10	-	-	10	-	10	-	-	10					
Subscription Expenses	5 02 99 070	87		87	87				87	11	11	6	59	87	11	11	6	59	87					
Other Maintenance and Other Operating Expenses	5 02 99 990	102		102	102				102	19	15	14	54	102	19	15	14	54	102					


SUMMARY OF APPROPRIATIONS, ALLOTMENTS, OBLIGATIONS, DISBURSEMENTS AND BALANCES BY OBJECT OF EXPENDITURES
As of the Quarter Ending December 31, 2015

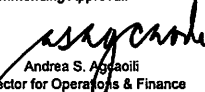
Department: NATIONAL ECONOMIC AND DEVELOPMENT AUTHORITY
Agency: PHILIPPINE INSTITUTE FOR DEVELOPMENT STUDIES
Organization Code (UACS): 35 058 00 00000
Funding Source Code (as clustered): 1 01 277


X	Current Year Appropriations
	Supplemental Appropriations
	Continuing Appropriations

Particulars	UACS Code	Appropriations			Allotments				Adjusted Total Allotments	Current Year Obligations					Total	Current Year Disbursements				Total	Balances			
		Authorized Appropriation	Adjustments (Transfer To/From, Reassignment)	Adjusted Appropriations	Allotments Received	Adjustments (Withdrawal, Reassignment)	Transfer To	Transfer From		1st Quarter ending Mar 31	2nd Quarter ending June 30	3rd Quarter ending Sept 30	4th Quarter ending Dec 31	1st Quarter ending Mar 31		2nd Quarter ending June 30	3rd Quarter ending Sept 30	4th Quarter ending Dec 31	Unreleased Appropriations		Unobligated Allotment	Unpaid Obligations (15-20) = (23+24)		
1	2	3	4	5=(3+4)	6	7	8	9	10=[(6+(-)7)+8+9]	11	12	13	14	15=(11+12+13+14)	16	17	18	19	20=(16+17+18+19)	21=(5-10)	22=(10-15)	23	24	
Financial Expenses	5 03	75	-	75	75	-	-	-	75	30	29	8	8	75	30	29	8	8	75	-	-	-	-	
Management Supervision/Trusteeship Fees	5 03 01 010	-	-	-	-	-	-	-	-	-	-	-	-	-	-	-	-	-	-	-	-	-	-	
Interest Expenses	5 03 01 020	-	-	-	-	-	-	-	-	-	-	-	-	-	-	-	-	-	-	-	-	-	-	
Bank Charges	5 03 01 040	75	-	75	75	-	-	-	75	30	29	8	8	75	30	29	8	8	75	-	-	-	-	
Capital Outlays	5 06	3,100	-	3,100	3,100	-	-	-	3,100	-	307	214	2,579	3,100	-	307	214	2,579	3,100	-	-	-	-	
Property, Plant and Equipment Outlay																								
Machinery and Equipment	5 06 04 050	-	-	-	-	-	-	-	-	-	-	-	-	-	-	-	-	-	-	-	-	-	-	
Office Equipment	5060405002	101	-	101	101	-	-	-	101	-	20	46	35	101	-	-	-	-	101	-	-	-	-	
I.C.T. Equipment	5060405003	373	-	373	373	-	-	-	373	-	275	-	98	373	-	275	46	98	373	-	-	-	-	
Communication Equipment	5060405007	12	-	12	12	-	-	-	12	-	12	-	-	12	-	12	-	-	12	-	-	-	-	
Transportation Equipment	5 06 04 060	-	-	-	-	-	-	-	-	-	-	-	-	-	-	-	-	-	-	-	-	-	-	
Motor Vehicle	5060406001	886	-	886	886	-	-	-	886	-	-	-	886	886	-	-	-	-	886	886	-	-	-	
Furniture, Fixture and Books	5 06 04 070	-	-	-	-	-	-	-	-	-	-	-	-	-	-	-	-	-	-	-	-	-	-	
Furniture and Fixtures	5060407001	975	-	975	975	-	-	-	975	-	-	-	975	975	-	-	-	-	975	975	-	-	-	
Books	5060407002	171	-	171	171	-	-	-	171	-	-	168	3	171	-	-	168	3	171	-	-	-	-	
Other Property, Plant and Equipment Outlay	5 06 04 090	-	-	-	-	-	-	-	-	-	-	-	-	-	-	-	-	-	-	-	-	-	-	
Other Leased Assets Improvements	5060409099	582	-	582	582	-	-	-	582	-	-	-	582	582	-	-	-	-	582	582	-	-	-	
B. AUTOMATIC APPROPRIATIONS																								
RLIP																								
Specify allotment class/object of expenditure																								
C. SPECIAL PURPOSE FUNDS																								
MPBF																								
Specify allotment class/object of expenditure																								
GRAND TOTAL		73,180	-	73,180	73,180	-	-	-	73,180	8,250	36,705	19,975	8,250	73,180	8,250	26,376	21,279	17,275	73,180	-	-	-	-	

Certified Correct:

Laylord Xyrchez R. Paganas
DC II - Finance

Certified Correct:

Marisa S. Abogado
DC II - Accounting & Control

Recommending Approval:

Andrea S. Agcaoili
Director for Operations & Finance

Approved By:

Gilberto M. Llanto
President