



Mapping the 4IR At-Risk Workers in the Philippines

6 December 2018

Available at:

[policy.aim.edu/
research-and-knowledge-materials](http://policy.aim.edu/research-and-knowledge-materials)



Introduction

Fourth industrial revolution (4IR, FIRe, Industry 4.0)

“Current period of rapid, simultaneous, and systematic transformations driven by advances in science and technology”

– World Economic Forum

Introduction

Fourth industrial revolution (4IR, FIRe, Industry 4.0)

- Machine learning
- Artificial intelligence
- Robotics
- Big Data
- ***Automation of tasks***

Introduction

Benefits of automation

- Faster
 - Cost efficiency
 - Product quality
 - Not prone to human errors
-
- ❖ Technological advancement can affect employment by making workers unnecessary through automation (Brynjolfsson and McAfee, 2011)

Impediments to automation of a task

(Frey and Osborne 2017)

- Perception and manipulation tasks
- Creative intelligence tasks
- Social intelligence tasks

Frey and Osborne 2017

- ❖ Assigned probability of automation for more than 700 occupations

Perception and manipulation

- Finger dexterity
- Manual dexterity
- Cramped work space and awkward positions

Creative intelligence


- Originality
- Fine arts

Social intelligence

- Social Perceptiveness
- Negotiation
- Persuasion
- Assisting and caring for others

Methodology

**Occupations in
Frey and Osborne
study**



**Philippine
occupations in
merged 2015 FIES and
LFS**

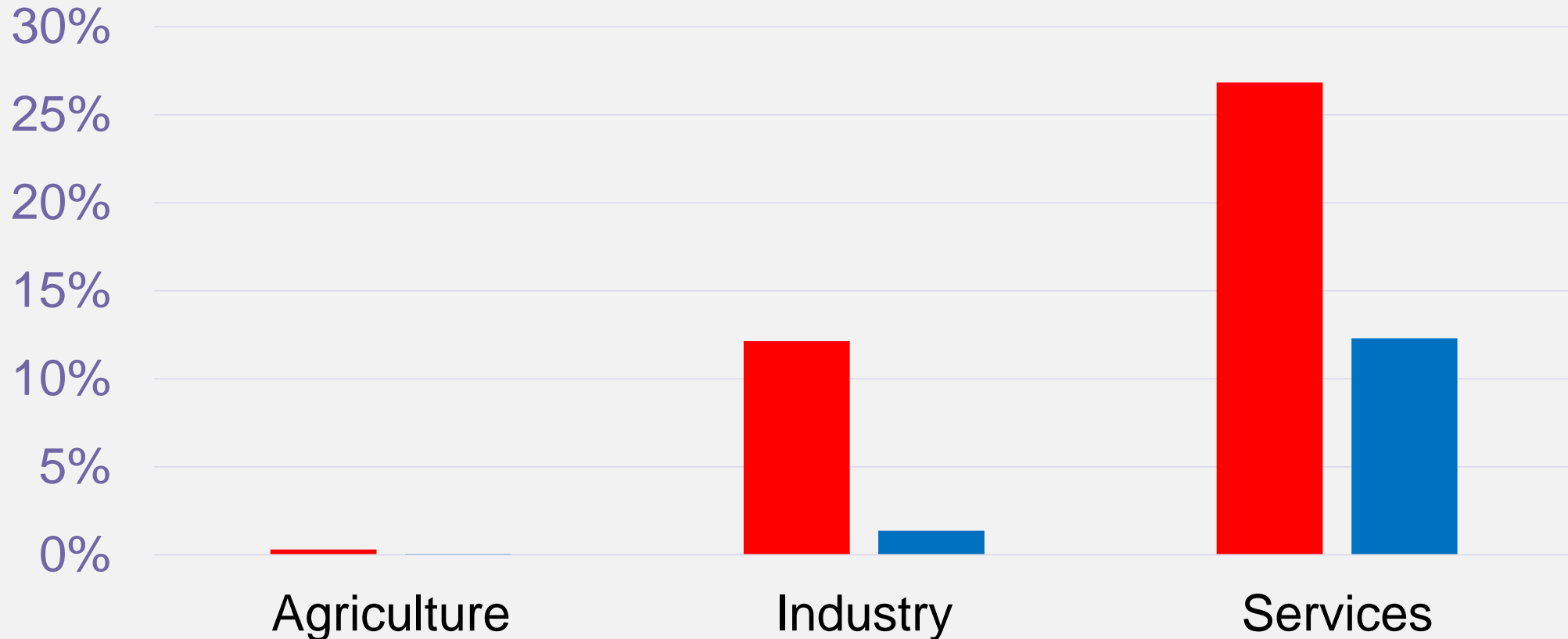
□ Mapping of Top 50 and Bottom 50 High-Risk Jobs

- By Sector
- Educational Attainment
- Gender
- Income
- Other Variables

Results

A decorative graphic at the bottom of the slide consisting of several overlapping, rounded, wave-like shapes in bright yellow, green, blue, and purple, set against a dark blue background.

Services is the sector with the largest proportion of high-risk workers; Agriculture has the smallest.

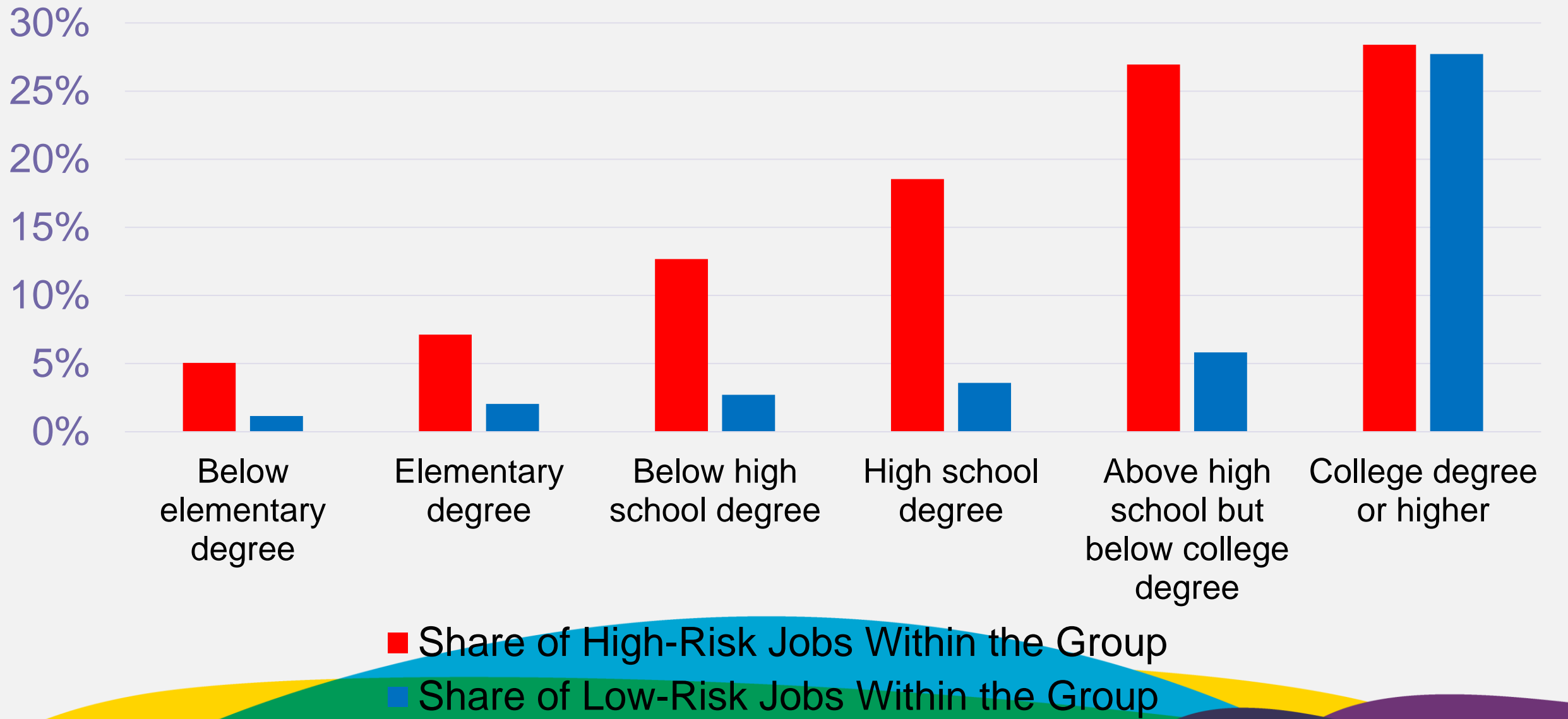


■ Share of High-Risk Jobs Within the Sector
■ Share of Low-Risk Jobs Within the Sector

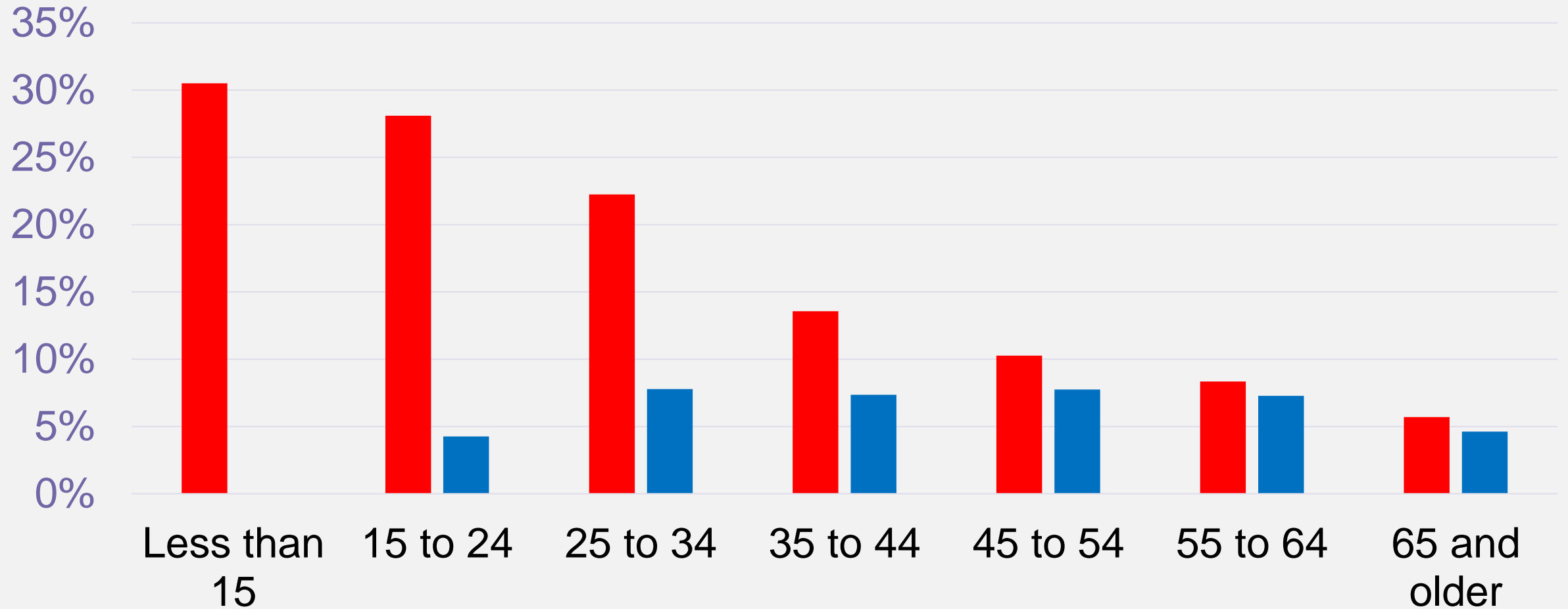
Finance is the sub-sector with the largest proportion of high-risk workers; Education has the largest proportion of low-risk.



Proportion of high-risk workers increases with educational attainment.

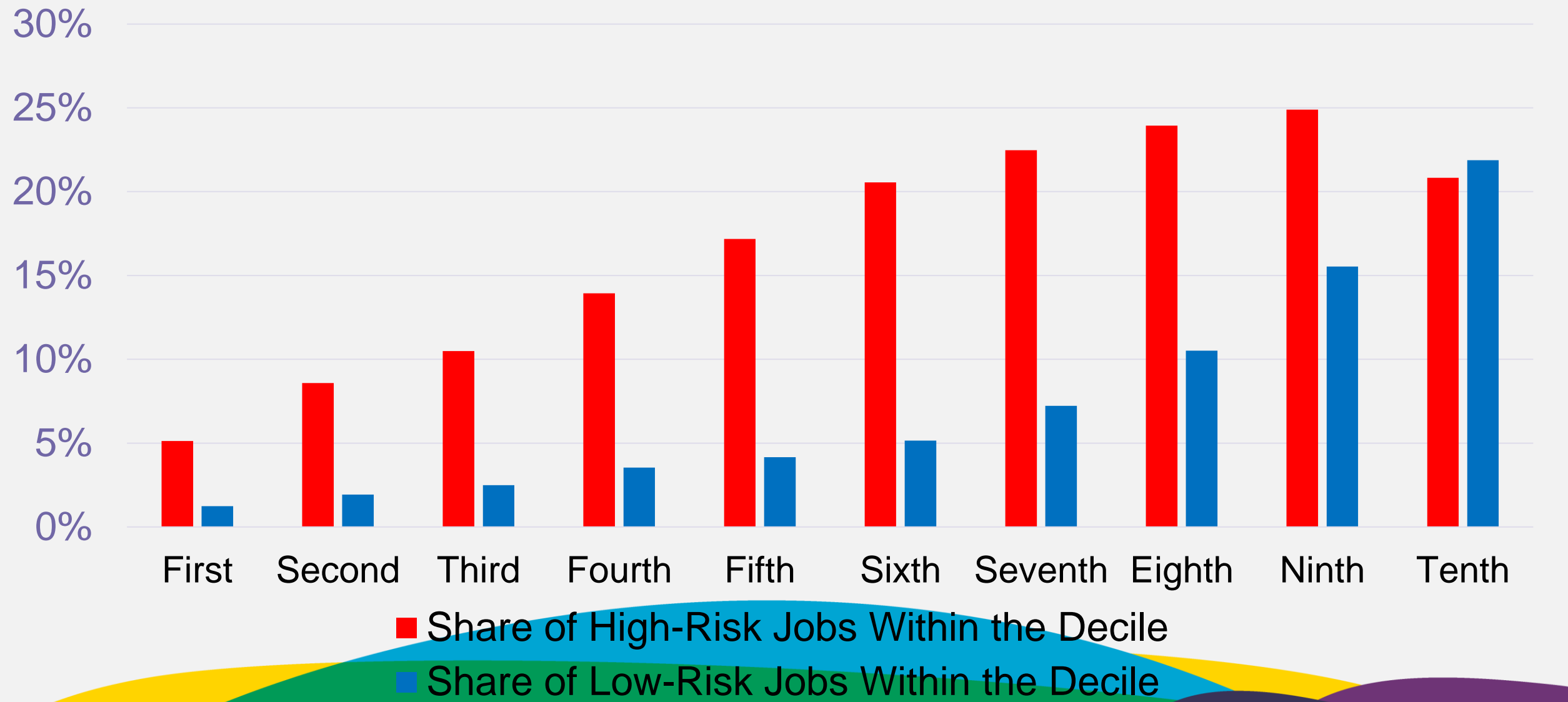


Younger people have higher proportion of high-risk workers.

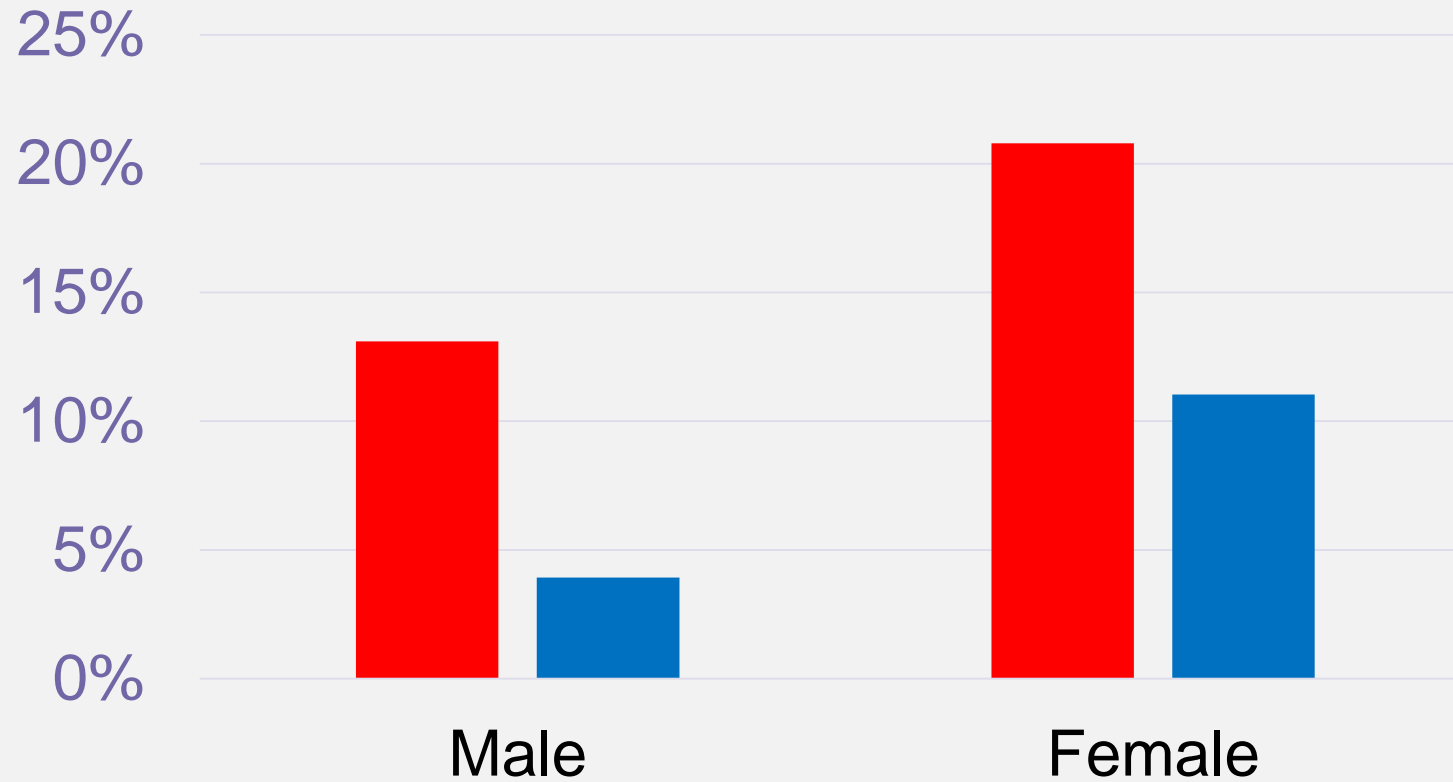


- Share of High-Risk Jobs Within the Age Group
- Share of Low-Risk Jobs Within the Age Group

Proportion of high-risk workers increases with income; except in the 10th decile.

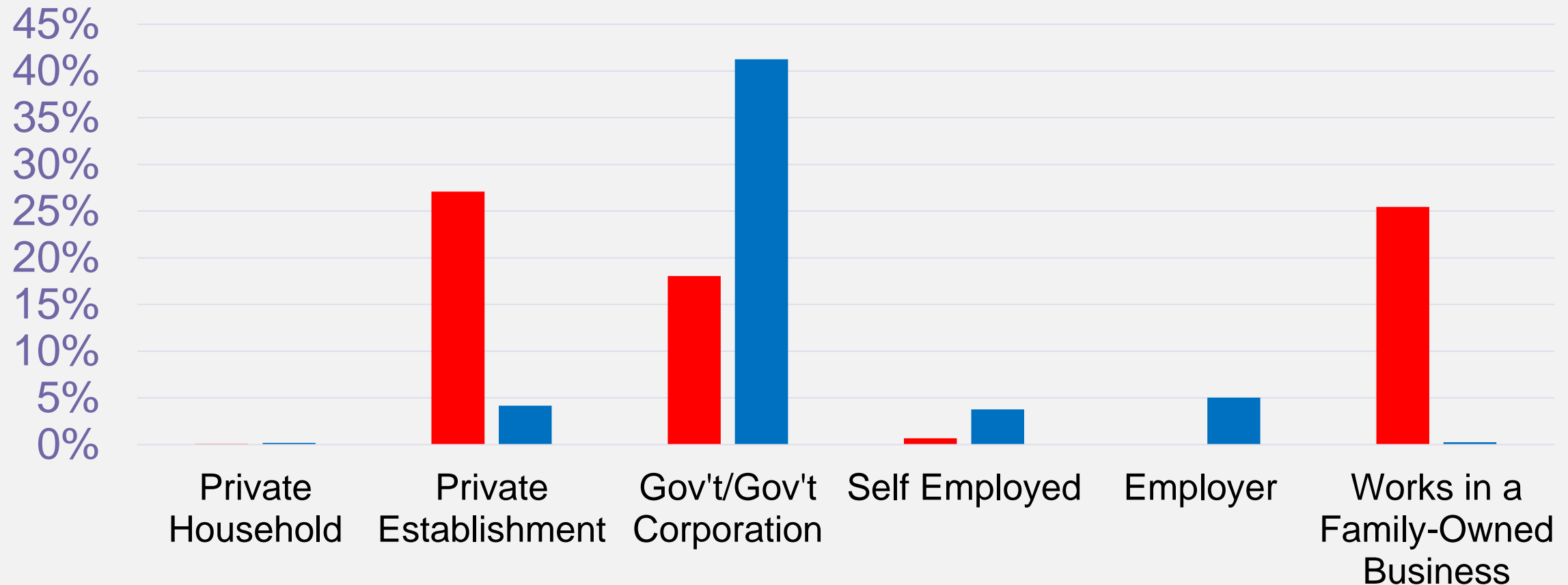


**Females have a higher proportion of high-risk workers;
but they also have a higher proportion of low-risk.**



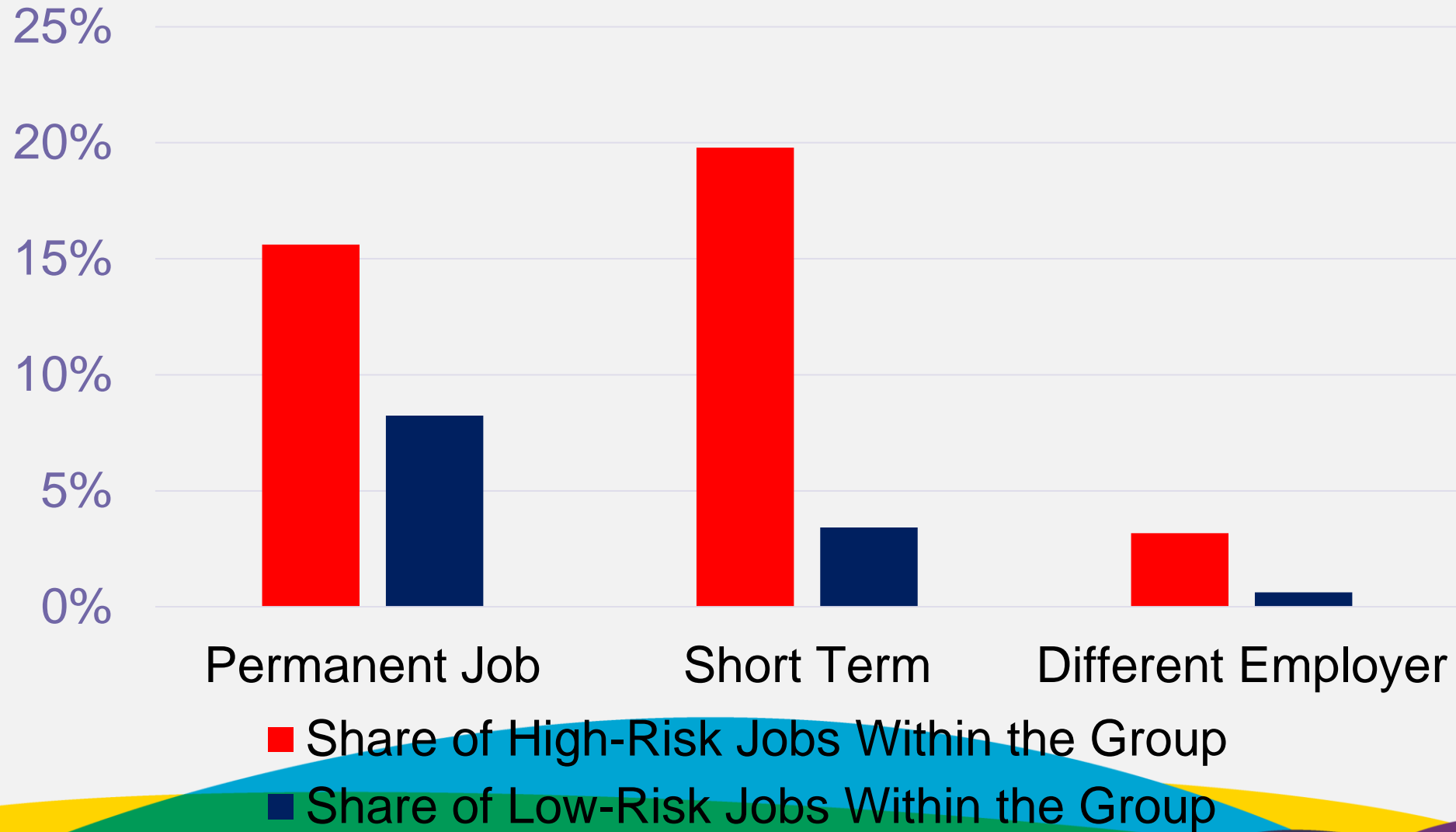
■ Share of High-Risk Jobs Within the Group
■ Share of Low-Risk Jobs Within the Group

Private establishments and family businesses have the highest proportion of high-risk workers; Government has the highest share of low-risk.

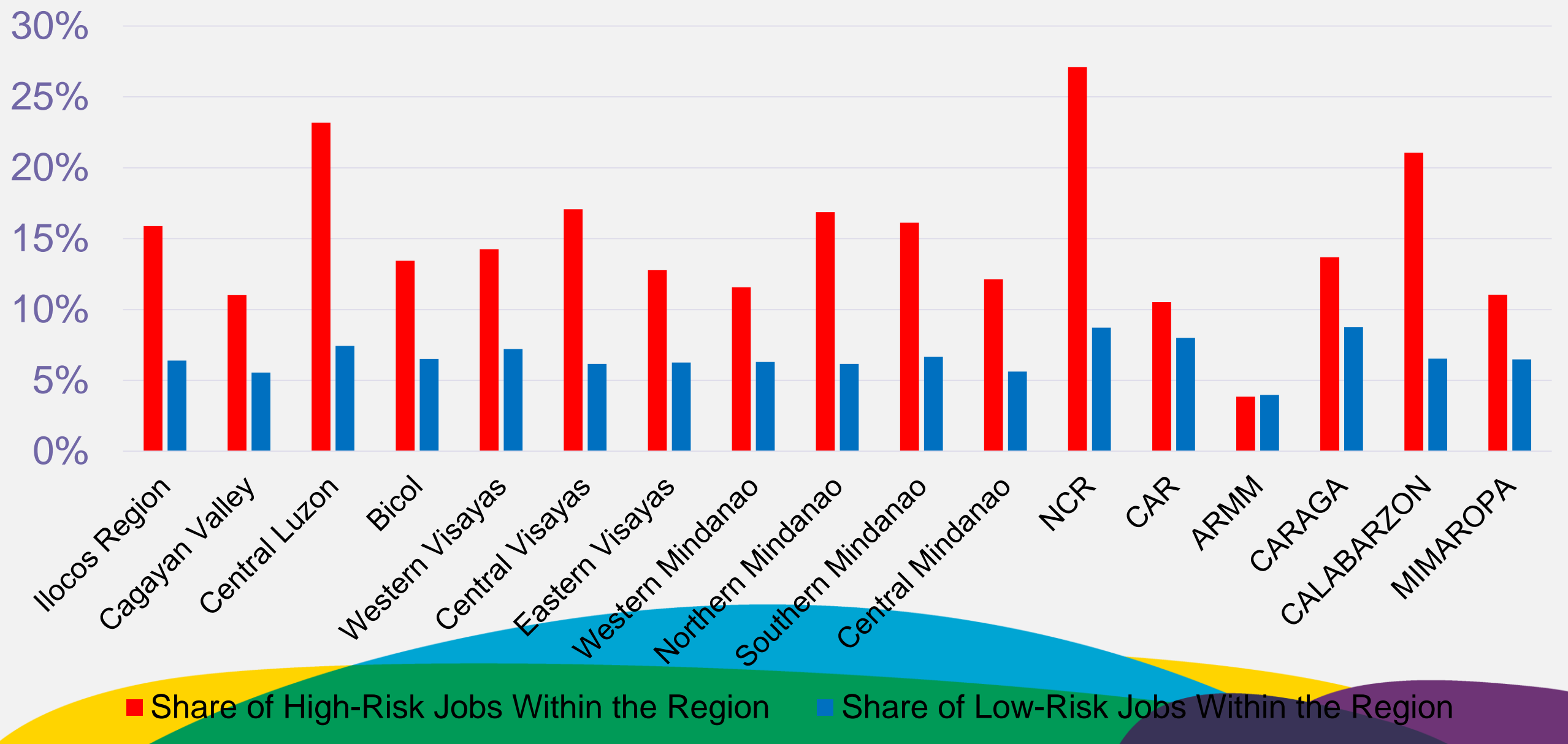


■ Share of High-Risk Jobs Within the Group
■ Share of Low-Risk Jobs Within the Group

Those under short-term employment have the highest proportion of high-risk workers



NCR, Central Luzon, and CALABARZON workers have the highest proportion of high-risk jobs.



Some VERY Important Points

- **Technical Feasibility \neq Economic Viability**
- But it is a matter of **when?** (not **if**)
- We have more catching up to do.

Key Messages

- ⦿ Largest proportion of Philippine workers at high risk of automation is in **Services**.
- ⦿ Sub-sectors with the largest proportion of high-risk workers are those engaged in **Finance; Professional, Scientific, and Technical** activities; **Wholesale and Retail Trade; Real Estate**; and **Information and Communication (ICT)**.

Key Messages

- ⊙ A **college degree** does **not** guarantee immunity from automation.
- ⊙ BUT having the right degree (and skills set) matters.
- ⊙ **Women** and **youth** have a higher proportion of high-risk workers.

Key Messages

- ⊙ The **proportion of high-risk workers increases with income**, from the lowest to the second-highest income decile, but decreases slightly in the highest decile.
- ⊙ **Automation** may seem to be a “middle class problem”.
- ⊙ BUT for those in lower income groups it may also be a major **hurdle to upward socioeconomic mobility**.

Key Messages

- ⦿ It is a matter of **when**, not **if**.
- ⦿ **We need to get ready**
- ⦿ **Education Reform**
- ⦿ **Social Safety Nets**
- ⦿ **Raising National Competitiveness**
 - ⦿ **Digital Infrastructure**
 - ⦿ **Competition Policy**
 - ⦿ **Business-Friendly Environment**

THANK YOU

