



Press Conference on the 17th Development Policy Research Month (DPRM) Celebration

4 September 2019

Marie Sherylyn D. Aquia

DTI Bureau of International Trade Relations

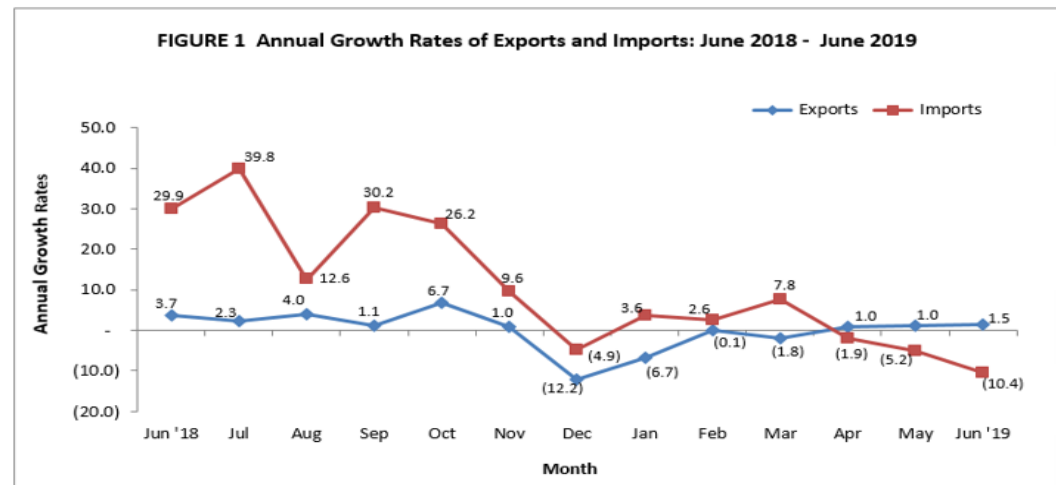
PH Trade Situation

	Exports			Imports		
	Jan-Jun 2019 ^P	Jan-Jun 2018 ^r	Jan-Jun 2017 ^r	Jan-Jun 2019 ^P	Jan-Jun 2018 ^r	Jan-Jun 2017 ^r
TOTAL FOB Value (in Million US Dollars)	34,002	34,112	33,215	52,929	53,284	45,204
Electronic Products FOB Value (in Million US Dollars)	18,953	18,570	16,693	13,992	13,705	1,691

The 2019 mid-year total external trade in goods amounted to \$86.9 billion reflected a slight decrease of 0.5% from the \$87.4 billion external trade in the same period of the previous year.

Source: PSA Foreign Trade Statistics

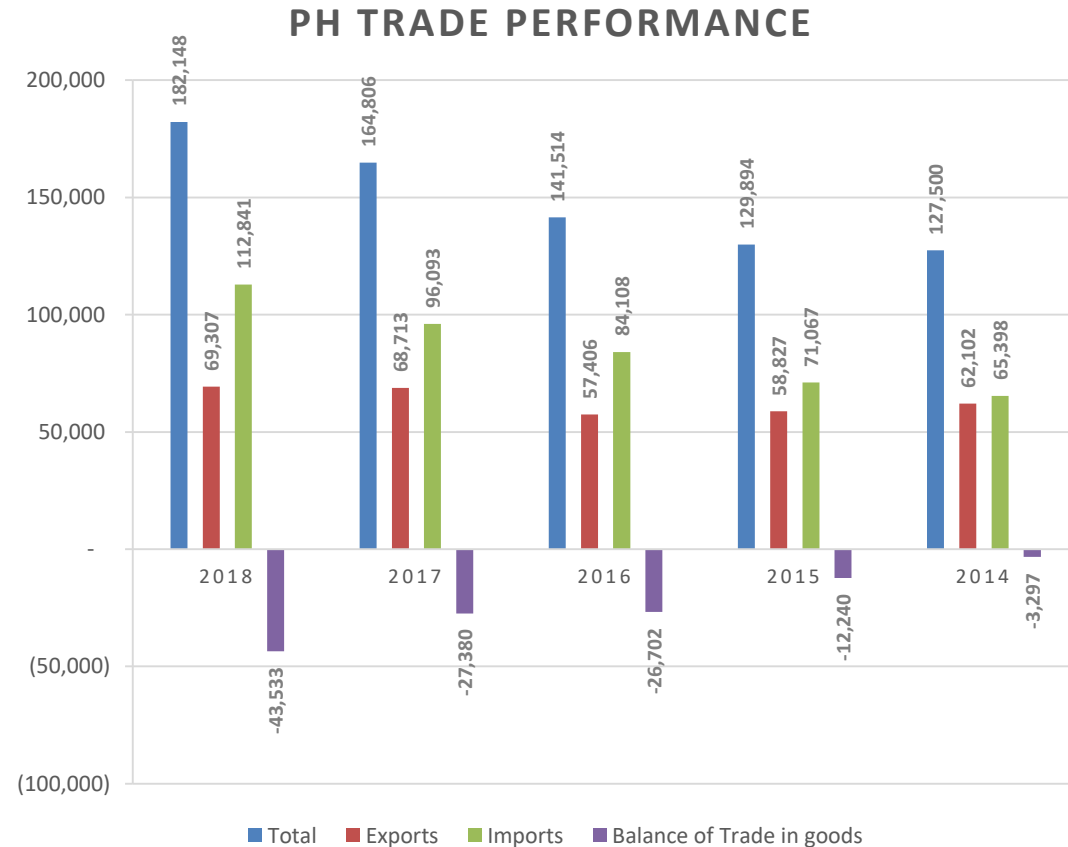
Figure 1 shows a declining PH trade deficit from July 2018 to April 2019; PH started gaining trade surplus since April 2019.



Source: PSA Foreign Trade Statistics

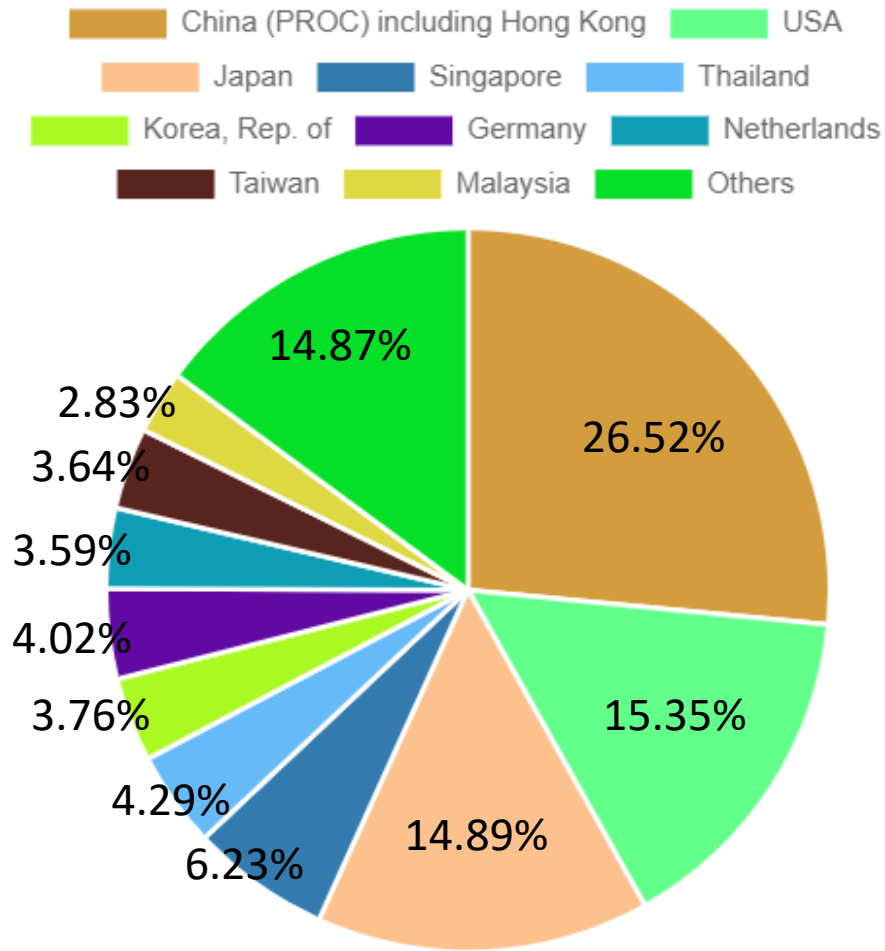
PH Trade Situation

PH imports are increasing annually from 2014 to 2018 resulting to compounding trade deficit; PH exports shows minimal but stable growth.



Source: PSA Foreign Trade Statistics

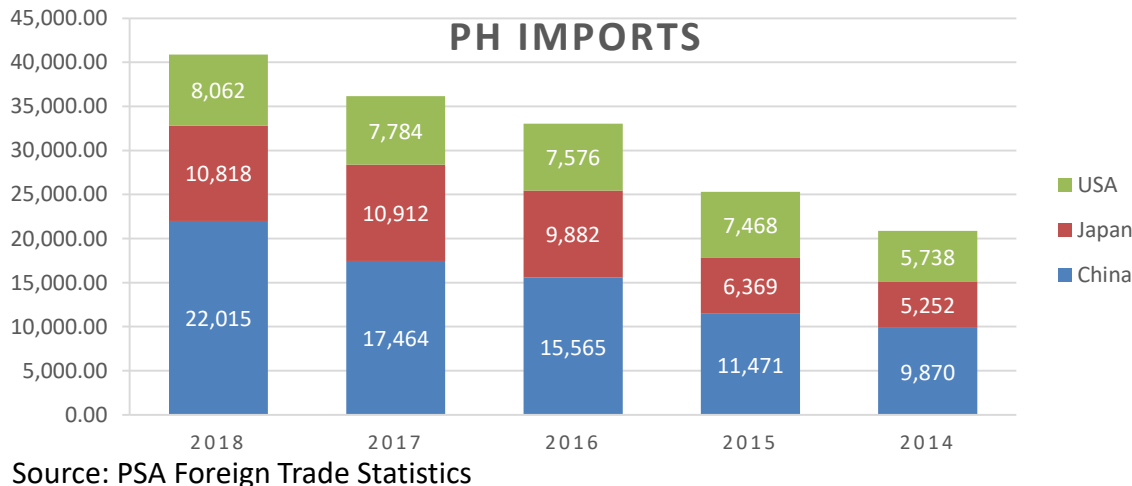
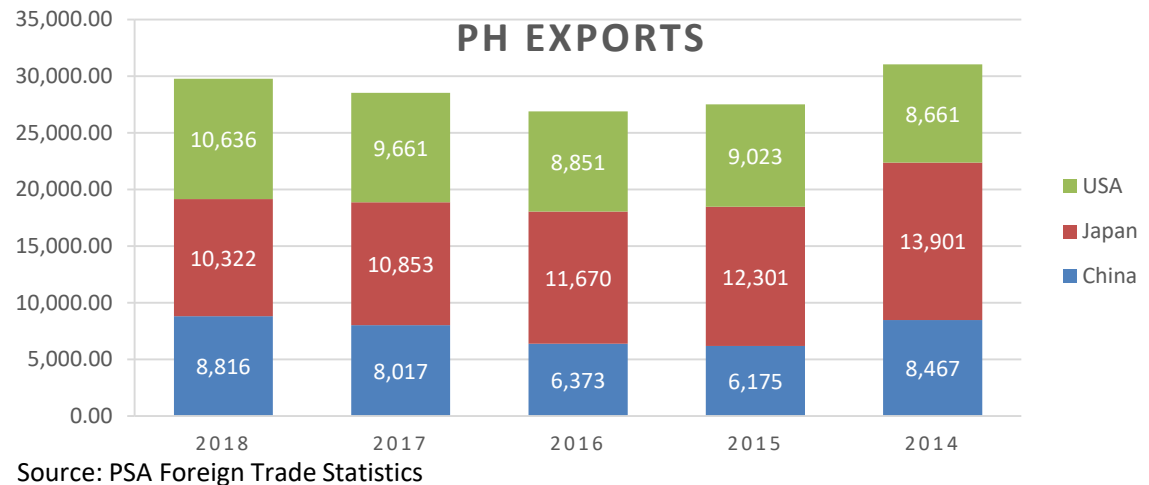
PH Top Export Markets: Jan-Jun 2019



Source: DTI Trade Statistics

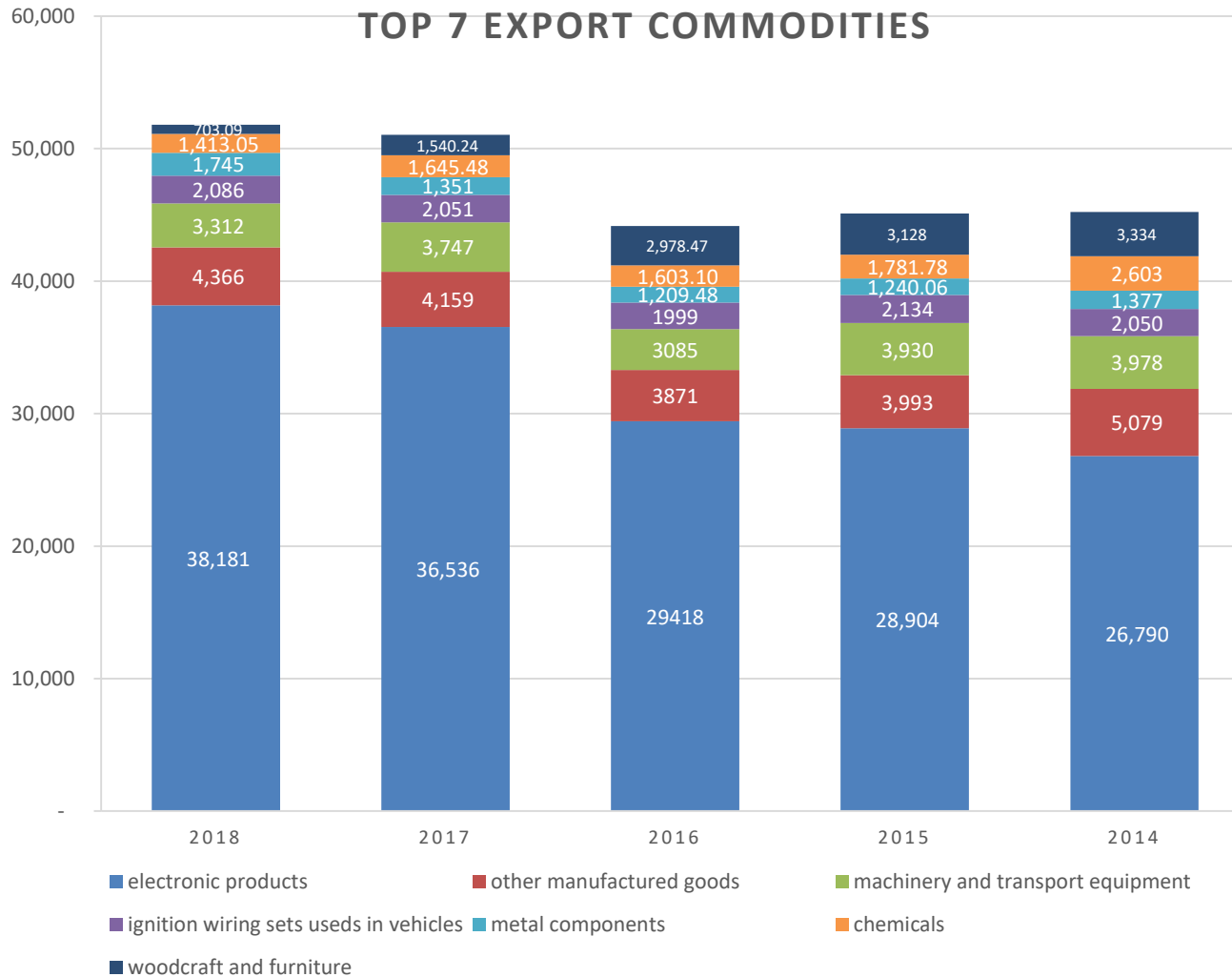
Top 3 Trade Partners

From 2014 to 2018, exports to Japan has decreased by 25.7%; exports to US increased by 23%; and exports to China increased by 4.12%.



From 2014 to 2018, imports from China increased by 123%; imports from Japan increased by 105%; imports from US increased by 40.5%.

Key Exports

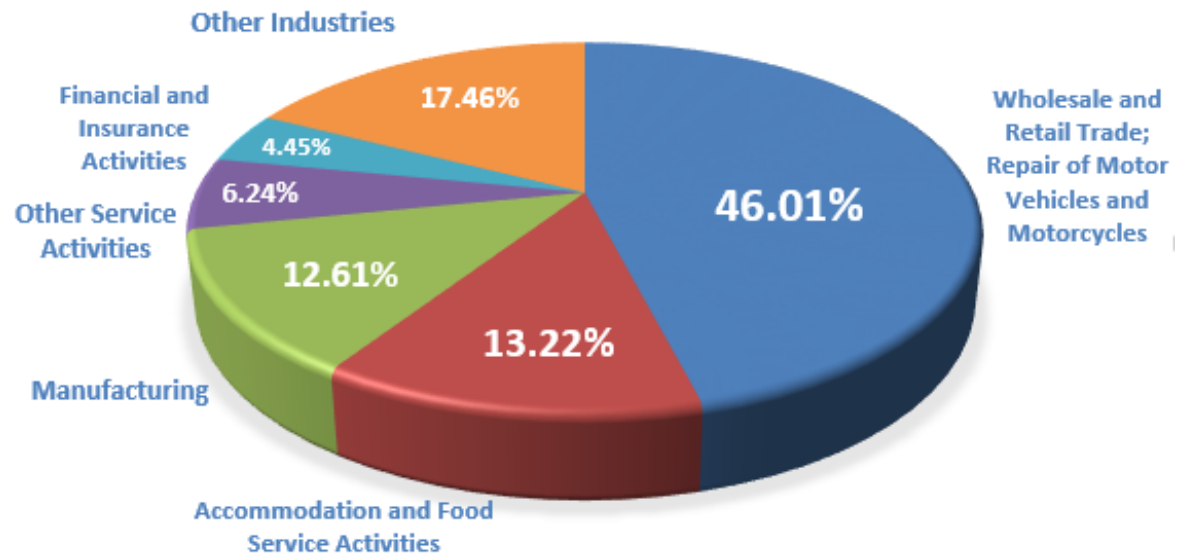


MSMEs in exports and sectors

MSMEs account for **25%** of the country's total exports revenue.

60% of all exporters in the country belong to the MSME category.

DISTRIBUTION OF MSMEs BY INDUSTRY SECTOR



Source: DTI MSMEs Statistics 2017

Domestic initiatives to improve PH GVC and MSME



- **Philippine Development Plan 2017-2022**
- **Blueprint for Decent Employment and Entrepreneurship 2017-2022**

- **2017 Investment Priorities Plan**
- **Inclusive Innovation Industrial Strategy (i³S)**



Domestic initiatives to improve GVC participation



- Manufacturing Resurgence Program
- Inclusive Filipinnovation & Entrepreneurship Roadmap
- Regional Interactive Platform for Philippine Exporters
 - Pharmazones Mapped



Domestic initiatives to improve GVC participation



- **Comprehensive Automotive Resurgence Strategy (CARS) program**
- **QBO Innovation Hub**
- **Investment in Priority Sectors**

Domestic initiatives for MSMEs



- **Micro, Small and Medium Enterprise Development Plan 2017-2022**
- **Go Negosyo Act of 2015**
- **One Town, One Product (OTOP) Next Generation**
- **Shared Service Facilities (SSF) Project**



- **Barangay Micro Business Enterprises (BMBEs) Act of 2002**
 - **MSME Disaster Resiliency**
 - **Microfinance NGOs Act of 2015**
- **Pondo sa Pagbabago at Pag-asenso (P3 or Fund for Change and Progress)**



Domestic initiatives for MSMEs



- ***Go Lokal! Stores***
- ***DTI Innovation Center***
- ***Startup Ecosystem Development Program (SEDP)***
- ***Brand Development Program***
- ***Project Kapatid Mentor ME (KMME)***
- ***Roving Business Development Counsellors Program***
- ***Livelihood Seeding Program***
- ***Philippine Business Registry (PBR) Databank***
- ***ARTA and Ease of Doing Business Act***

Thank you.

FOLLOW US

on your favorite social media accounts!



DTI.Philippines



@DTIPhilippines



@DTI.Philippines



DTI.Philippines