




LIST OF ALLOTMENTS AND SUB-ALLOTMENTS  
As of the Quarter Ending December 31, 2014

Department: NATIONAL ECONOMIC AND DEVELOPMENT AUTHORITY  
 Agency: PHILIPPINE INSTITUTE FOR DEVELOPMENT STUDIES  
 Organization Code (UACS): 35 058 00 00000  
 Funding Source Code (as clustered): 1 01 277

X	Current Year Appropriations
	Continuing Appropriations
	Supplemental Appropriations

No.	Allotments / Sub-Allotments		Funding Source		Allotments/Sub-Allotments received from Cos/Ros				Sub-Allotment to Regions/Operating Units				Total Allotments / Net of Sub-Allotments																																							
	Number	Date	Description	UACS Code	PS	MOOE	CO	Total	PS	MOOE	CO	Total	PS	MOOE	CO	Total																																				
1	2	3	4	5	6	7	8	9=(6+7+8)	10	11	12	13=(10+11+12)	14	15	16	17=(14+15+16)																																				
<b>A. Allotment received from DBM</b>																																																				
1	SARO-BMB-F-14-0000408	1/30/2014	BSGC	1 01 277		11,702,000		11,702,000						11,702,000		11,702,000																																				
2	SARO-BMB-F-14-0005286	5/8/2014	BSGC	1 01 277		11,703,000		11,703,000						11,703,000		11,703,000																																				
3	SARO-BMB-F-14-0008197	6/20/2014	BSGC	1 01 277		185,925,000		185,925,000						185,925,000		185,925,000																																				
4	SARO-BMB-F-14-0011850	8/15/2014	BSGC	1 01 277		11,701,000		11,701,000						11,701,000		11,701,000																																				
5	SARO-BMB-F-14-0013241	9/3/2014	BSGC	1 01 277		57,975,401		57,975,401						57,975,401		57,975,401																																				
6	SARO-BMB-F-14-0017338	11/4/2014	BSGC	1 01 277		11,700,000		11,700,000						11,700,000		11,700,000																																				
7	SARO-BMB-F-14-0023615	12/17/2014	BSGC	1 01 277		56,099,599		56,099,599						56,099,599		56,099,599																																				
<b>Total Allotments</b>						-	346,806,000		-	346,806,000				-	346,806,000		-	346,806,000																																		
<table border="1"> <thead> <tr> <th colspan="17">Summary by Funding Source Code:</th> </tr> </thead> <tbody> <tr> <td colspan="4">Agency Specific Budget</td> <td>1 01 277</td> <td></td> <td>-</td> <td>346,806,000</td> <td></td> <td>-</td> <td>346,806,000</td> <td></td> <td></td> <td></td> <td>-</td> <td>346,806,000</td> <td></td> <td>-</td> <td>346,806,000</td> </tr> </tbody> </table>																	Summary by Funding Source Code:																	Agency Specific Budget				1 01 277		-	346,806,000		-	346,806,000				-	346,806,000		-	346,806,000
Summary by Funding Source Code:																																																				
Agency Specific Budget				1 01 277		-	346,806,000		-	346,806,000				-	346,806,000		-	346,806,000																																		

<p>Prepared by:</p>  Maïlene C. Victoria Administrative Officer V	<p>Certified Correct:</p>  Crisjhe P. Ariola OIC-Finance	<p>Approved By:</p>  Andrea S. Agcaoili Director for Operations & Finance
--	--	---