


**STATEMENT OF APPROPRIATIONS, ALLOTMENTS, OBLIGATIONS, DISBURSEMENTS AND BALANCES**  
As of the Quarter Ending December 31, 2014


FAR No. 1


Department: NATIONAL ECONOMIC AND DEVELOPMENT AUTHORITY  
Agency: PHILIPPINE INSTITUTE FOR DEVELOPMENT STUDIES  
Organization Code (UACS): 35 058 00 00000  
Funding Source Code (as clustered): 1 01 277


X	Current Year Appropriations
	Supplemental Appropriations

Particulars	UACS Code	Appropriations			Allotments			Current Year Obligations					Current Year Disbursements					Balances					
		Authorized Appropriation	Adjustments (Transfer To/From, Realignment)	Adjusted Appropriations	Allotments Received	Adjustments (Withdrawal, Realignment)	Transfer To	Transfer From	Adjusted Total Allotments	1st Quarter ending Mar 31	2nd Quarter ending June 30	3rd Quarter ending Sept 30	4th Quarter ending Dec 31	Total	1st Quarter ending Mar 31	2nd Quarter ending June 30	3rd Quarter ending Sept 30	4th Quarter ending Dec 31	Total	Unreleased Appropriations	Unobligated Allotment	Unpaid Obligations (15-20) = (23+24)	
1	2	3	4	5=(3+4)	6	7	8	9	10=[(8+(-)7) 8+9]	11	12	13	14	15=[(11+12+13+14)]	16	17	18	19	20=[(16+17+18+19)]	21=(5-10)	22=(10-15)	23	24
<b>I. AGENCY SPECIFIC BUDGET</b>																							
<b>General Administration and Support Services</b>		<b>7,147</b>	-	<b>7,147</b>	<b>7,147</b>	-	-	-	<b>7,147</b>	<b>1,787</b>	<b>1,788</b>	<b>1,786</b>	<b>1,786</b>	<b>7,147</b>	<b>1,787</b>	<b>1,788</b>	<b>1,786</b>	<b>1,665</b>	<b>7,026</b>	-	-	<b>121</b>	-
<b>a. General Management and Supervision</b>																							
PS	5 01 00 000	3,288	(1,000)	2,288	2,288	-	-	-	2,288	1,093	845	155	195	2,288	1,093	845	155	195	2,288	-	-	-	-
MOOE	5 02 00 000	3,144	1,000	4,144	4,144	-	-	-	4,144	694	518	1,545	1,387	4,144	694	518	1,545	1,266	4,023	-	-	121	-
Fin Exp.(if applicable)	5 03 00 000	-	-	-	-	-	-	-	-	-	-	-	-	-	-	-	-	-	-	-	-	-	-
CO	5 06 00 000	715	-	715	715	-	-	-	715	-	425	-	86	204	-	425	86	204	715	-	-	-	-
<b>Support to Operations</b>		<b>14,659</b>	-	<b>14,659</b>	<b>14,659</b>	-	-	-	<b>14,659</b>	<b>3,665</b>	<b>3,665</b>	<b>3,665</b>	<b>3,664</b>	<b>14,659</b>	<b>2,963</b>	<b>3,336</b>	<b>3,107</b>	<b>4,230</b>	<b>13,636</b>	-	-	<b>1,023</b>	-
<b>a. Publications, Public Affairs, Management Information Systems and Project Services</b>																							
<b>b. Phil. APEC Study Center Network (PASCN)</b>																							
PS	5 01 00 000	7,416	(214)	7,202	7,202	-	-	-	7,202	1,662	1,805	1,522	2,213	7,202	1,662	1,805	1,522	2,213	7,202	-	-	-	-
MOOE	5 02 00 000	5,277	214	5,491	5,491	-	-	-	5,491	1,192	1,813	1,585	1,101	5,491	490	1,284	1,027	1,667	4,468	-	-	1,023	-
Fin Exp.(if applicable)	5 03 00 000	-	-	-	-	-	-	-	-	-	-	-	-	-	-	-	-	-	-	-	-	-	-
CO	5 06 00 000	1,966	-	1,966	1,966	-	-	-	1,966	811	247	558	350	1,966	811	247	558	350	1,966	-	-	-	-
<b>Operations</b>		<b>325,000</b>	-	<b>325,000</b>	<b>325,000</b>	-	-	-	<b>325,000</b>	<b>6,250</b>	<b>6,250</b>	<b>250,150</b>	<b>62,350</b>	<b>325,000</b>	<b>6,250</b>	<b>6,250</b>	<b>30,968</b>	<b>12,592</b>	<b>56,060</b>	-	-	<b>877</b>	<b>268,063</b>
<b>MFO 1 - Research and Development Services</b>																							
<b>a. Research Program</b>																							
PS	5 01 00 000	18,318	782	19,100	19,100	-	-	-	19,100	5,828	5,211	4,739	3,322	19,100	5,828	5,211	4,739	3,322	19,100	-	-	-	-
MOOE	5 02 00 000	4,182	(833)	3,549	3,549	-	-	-	3,549	422	432	985	1,710	3,549	422	432	985	833	2,672	-	-	877	-
Fin Exp.(if applicable)	5 03 00 000	-	-	-	-	-	-	-	-	-	-	-	-	-	-	-	-	-	-	-	-	-	-
CO	5 06 00 000	2,500	(149)	2,351	2,351	-	-	-	2,351	-	607	-	528	2,351	-	607	528	1,218	2,351	-	-	-	-
<b>b. Impact Evaluation</b>																							
PS		19,125	-	19,125	19,125	-	-	-	19,125	-	-	-	14,344	19,125	-	-	-	11,098	1,577	12,675	-	-	6,450
MOOE		280,875	-	280,875	280,875	-	-	-	280,875	-	-	229,556	51,319	280,875	-	-	-	13,620	5,642	19,262	-	-	261,613
<b>GRAND TOTAL</b>		<b>346,806</b>	<b>-</b>	<b>346,806</b>	<b>346,806</b>	<b>-</b>	<b>-</b>	<b>-</b>	<b>346,806</b>	<b>11,702</b>	<b>11,703</b>	<b>255,601</b>	<b>67,800</b>	<b>346,806</b>	<b>11,000</b>	<b>11,374</b>	<b>35,861</b>	<b>18,487</b>	<b>76,722</b>	<b>-</b>	<b>-</b>	<b>2,021</b>	<b>268,063</b>
PS	5 01 00 000	48,147	(432)	47,715	47,715	-	-	-	47,715	8,583	7,861	20,760	10,511	47,715	8,583	7,861	17,514	7,307	41,265	-	-	-	6,450
MOOE	5 02 00 000	293,478	581	294,059	294,059	-	-	-	294,059	2,308	2,563	233,671	55,517	294,059	1,806	2,234	17,177	9,408	30,425	-	-	2,021	261,613
Fin Exp.(if applicable)	5 03 00 000	-	-	-	-	-	-	-	-	-	-	-	-	-	-	-	-	-	-	-	-	-	-
CO	5 06 00 000	5,181	(149)	5,032	5,032	-	-	-	5,032	811	1,279	1,170	1,772	5,032	811	1,279	1,170	1,772	5,032	-	-	-	-
<b>Recapitulation by MFO:</b>																							
<b>MFO 1 - Research and Development Services</b>		<b>325,000</b>	<b>-</b>	<b>325,000</b>	<b>325,000</b>	<b>-</b>	<b>-</b>	<b>-</b>	<b>325,000</b>	<b>6,250</b>	<b>6,250</b>	<b>250,150</b>	<b>62,350</b>	<b>325,000</b>	<b>6,250</b>	<b>6,250</b>	<b>11,911</b>	<b>12,592</b>	<b>56,060</b>	<b>-</b>	<b>-</b>	<b>877</b>	<b>268,063</b>
<b>OF WHICH:</b>																							
<b>Major Programs/Projects</b>																							
<b>KRA No. 3 - Rapid, Inclusive and Sustained Economic Growth</b>																							
<b>Research and Development Services</b>		<b>325,000</b>	<b>-</b>	<b>325,000</b>	<b>325,000</b>	<b>-</b>	<b>-</b>	<b>-</b>	<b>325,000</b>	<b>6,250</b>	<b>6,250</b>	<b>250,150</b>	<b>62,350</b>	<b>325,000</b>	<b>6,250</b>	<b>6,250</b>	<b>11,911</b>	<b>12,592</b>	<b>56,060</b>	<b>-</b>	<b>-</b>	<b>877</b>	<b>268,063</b>

Certified Correct:  
  
Malene C. Victoria  
Administrative Officer V

Certified Correct:  
  
Marisa S. Abogado  
DC II - Accounting & Control

Recommending Approval:  
  
Andrea S. Agcaoili  
Director for Operations & Finance

Approved by:  
  
Gilberto M. Llanto  
President