

SUMMARY OF APPROPRIATIONS, ALLOTMENTS, OBLIGATIONS AND BALANCES BY OBJECT OF EXPENDITURES
As of the Quarter Ending December 31, 2016

Department: Budgetary Support to Government Corporations

Authorization: 01 - Current Year Appropriations

Agency: Philippine Institute for Development Studies

Operating Unit: N/A

Organization Code (UACS): 350580000000

Fund Cluster: 01 - Regular Agency Fund

Particulars	UACS CODE	Appropriation			Allotments					Current Year Obligations					Current Year Disbursements					Balances			
		Authorized Appropriation	Adjustments (To)/From, Realignment)	Adjusted Appropriations	Allotments Received	Adjustments (Withdrawal, Realignment)	Transfer To	Transfer From	Adjusted Total Allotments	1st Quarter Ending March 31	2nd Quarter Ending June 30	3rd Quarter Ending Sept. 30	4th Quarter Ending Dec. 31	Total	1st Quarter Ending March 31	2nd Quarter Ending June 30	3rd Quarter Ending Sept. 30	4th Quarter Ending Dec. 31	Total	Unreleased Appropriations	Unobligated Allotment	Unpaid Obligations (15-20) = (23+24)	
1	2	3	4	5=3+4	6	7	8	9	10=(9+17)+4+9	11	12	13	14	15=(11+12+13+14)	16	17	18	19	20=(16+17+18+19)	21=(8-16)	22=(14-12)	23	24
I. Agency Specific Budget																							
Subsidies	01101277	73,672,000.00		73,672,000.00	73,672,000.00				73,672,000.00	18,418,000.00	18,418,000.00	18,418,000.00	18,418,000.00	73,672,000.00	17,153,000.00	18,649,000.00	18,341,000.00	18,529,000.00	73,672,000.00				
Maintenance and Other Operating Expenses		73,672,000.00		73,672,000.00	73,672,000.00				73,672,000.00	18,418,000.00	18,418,000.00	18,418,000.00	18,418,000.00	73,672,000.00	17,153,000.00	18,649,000.00	18,341,000.00	18,529,000.00	73,672,000.00				
Financial Assistance/Subsidy	5021400000	73,672,000.00		73,672,000.00	73,672,000.00				73,672,000.00	18,418,000.00	18,418,000.00	18,418,000.00	18,418,000.00	73,672,000.00	17,153,000.00	18,649,000.00	18,341,000.00	18,529,000.00	73,672,000.00				
Budgetary Support to Government-Owned and/or Controlled Corporations	5021404000	73,672,000.00		73,672,000.00	73,672,000.00				73,672,000.00	18,418,000.00	18,418,000.00	18,418,000.00	18,418,000.00	73,672,000.00	17,153,000.00	18,649,000.00	18,341,000.00	18,529,000.00	73,672,000.00				
Subsidy Support to Operations of GOCCs	5021404001	73,672,000.00		73,672,000.00	73,672,000.00				73,672,000.00	18,418,000.00	18,418,000.00	18,418,000.00	18,418,000.00	73,672,000.00	17,153,000.00	18,649,000.00	18,341,000.00	18,529,000.00	73,672,000.00				
GRAND TOTAL																							
Grand Total		73,672,000.00		73,672,000.00	73,672,000.00				73,672,000.00	18,418,000.00	18,418,000.00	18,418,000.00	18,418,000.00	73,672,000.00	17,153,000.00	18,649,000.00	18,341,000.00	18,529,000.00	73,672,000.00				

Certified Correct:


Certified Correct:

Recommended By:

Approved By:


Victoria, Mailene C


Laylord Xyrchez R. Taganas


Marisa S. Abogado


Andrea S. Agcaoili


Gilberto M. Llanto

Agency Budget Officer Division Chief II - Finance

Agency Chief Accountant

Director, FMS

Head of Agency or Authorized Representative

Date: 17/Jan/2017

Date:

Date:

Date:

SUMMARY OF APPROPRIATIONS, ALLOTMENTS, OBLIGATIONS, DISBURSEMENTS AND BALANCES BY OBJECT OF EXPENDITURES
As of the Quarter Ending September 30, 2016
(in thousand pesos)

Department: NATIONAL ECONOMIC AND DEVELOPMENT AUTHORITY
Agency: PHILIPPINE INSTITUTE FOR DEVELOPMENT STUDIES
Organization Code (UACS): 35 058 00 00000
Funding Source Code (as clustered): 1 01 277

X	Current Year Appropriations
	Supplemental Appropriations
	Continuing Appropriations


Particulars	UACS Code	Appropriations			Allotments			Current Year Obligations					Current Year Disbursements				Balances							
		Authorized Appropriation	Adjustments (Transfer To/From, Reassignment)	Adjusted Appropriations	Allotments Received	Adjustments (Withdrawal, Reassignment)	Transfer To	Transfer From	Adjusted Total Allotments	1st Quarter ending Mar 31	2nd Quarter ending June 30	3rd Quarter ending Sept 30	4th Quarter ending Dec 31	Total	1st Quarter ending Mar 31	2nd Quarter ending June 30	3rd Quarter ending Sept 30	4th Quarter ending Dec 31	Total	Unreleased Appropriations	Unobligated Allotment	Unpaid Obligations (15-20) = (23+24)		
1	2	3	4	5=(3+4)	6	7	8	9	10=(6+(-7)-8+9)	11	12	13	14	15=(11+12+13+14)	16	17	18	19	20=(16+17+18+19)	21=(5-10)	22=(10-15)	23	24	
SUMMARY																								
A. AGENCY SPECIFIC BUDGET																								
Personnel Services	5 01	25,785	-	25,785	22,086	-	-	-	22,086	8,064	8,643	5,379	-	22,086	8,064	8,643	5,284	-	22,001	3,699	-	-	85	
Salaries and Wages - Regular	5 01 01 010	14,000		14,000	12,575				12,575	5,152	4,239	3,184		12,575	5,152	4,239	3,184		12,575	1,425				
Salaries and Wages - Casual/Contractual	5 01 01 020	1,900		1,900	1,552				1,552	672	602	278		1,552	672	602	193		1,467	348			85	
Personnel Economic Relief Allowance (PERA)	5 01 02 010	900		900	873				873	316	270	287		873	316	270	287		873	27				
Representation Allowance (RA)	5 01 02 020	820		820	554				554	214	175	165		554	214	175	165		554	66				
Transportation Allowance (TA)	5 01 02 030	440		440	371				371	142	111	118		371	142	111	118		371	69				
Clothing/Uniform Allowance	5 01 02 040	235		235	235				235	249	(14)	-		235	249	(14)	-		235	-				
Overtime and Night Pay	5 01 02 130	220		220	187				187	-	127	60		187	-	127	60		187	33				
Mid-Year Bonus	5 01 02 990	1,813		1,813	1,813				1,813	-	1,813	-		1,813	-	1,813	-		1,813	-				
Year End Bonus	5 01 02 140	1,200		1,200	15				15	-	-	15		15	-	-	15		15	1,185				
Cash Gift	5 01 02 150	180		180	3				3	-	-	3		3	-	-	3		3	177				
Other Bonuses and Allowances	5 01 02 990	572		572	572				572	-	572	-		572	-	572	-		572	-				
Retirement and Life Insurance Premiums	5 01 03 010	2,000		2,000	1,871				1,871	681	570	620		1,871	681	570	620		1,871	129				
PAG-IBIG Contributions	5 01 03 020	50		50	46				46	16	13	17		46	16	13	17		46	4				
PHILHEALTH Contributions	5 01 03 030	130		130	118				118	42	37	39		118	42	37	39		118	12				
Employees Compensation Insurance Premiums	5 01 03 040	45		45	43				43	16	13	14		43	16	13	14		43	2				
Provident/Welfare Fund Contributions	5 01 03 050	650		650	538				538	198	162	178		538	198	162	178		538	112				
Terminal Leave Benefits	5 01 04 030	420		420	373				373	241	(88)	220		373	241	(88)	220		373	47				
Other Personnel Benefits	5 01 04 990	410		410	347				347	125	41	181		347	125	41	181		347	63				
Maintenance and Other Operating Expenses	5 02	44,677	-	44,677	29,974	-	-	-	29,974	10,291	9,214	10,489	-	29,974	9,026	9,445	10,477	-	28,948	14,703	-	-	1,026	
Travelling Expenses - Local	5 02 01 010	450		450	190				190	38	23	129		190	38	23	129		190	260				
Travelling Expenses - Foreign	5 02 01 020	40		40	34				34	11	12	11		34	11	12	11		34	6				
Training Expenses	5 02 02 010	1,400		1,400	993				993	42	340	611		993	22	350	611		993	407				
Office Supplies Expenses	5 02 03 010	850		850	622				622	245	119	258		622	245	119	258		622	28				
Fuel, Oil and Lubricants Expenses	5 02 03 090	220		220	196				196	56	61	79		196	56	61	79		196	24				
Water Expenses	5 02 04 010	70		70	51				51	15	18	18		51	15	18	18		51	19				
Electricity Expenses	5 02 04 020	2,000		2,000	958				958	331	316	311		958	331	316	311		958	1,042				
Postage and Courier Services	5 02 05 010	270		270	230				230	99	39	92		230	99	39	92		230	40				
Telephone Expenses	5 02 05 020	500		500	419				419	143	142	134		419	143	142	134		419	81				
Internet Subscription Expenses	5 02 05 030	480		480	363				363	122	111	130		363	122	111	130		363	117				
Prizes	5 02 06 020	250		250	250				250	-	-	-		250	-	-	-		250	-				
Extraordinary and Miscellaneous Expenses	5 02 10 030	156		156	9				9	6	-	3		9	6	-	3		9	147				
Legal Services	5 02 11 010	300		300	-				-	-	-	-		-	-	-	-		-	300				
Auditing Services	5 02 11 020	666		666	638				638	604	24	10		638	604	24	10		638	28				
Consultancy Services	5 02 11 030	1,400		1,400	402				402	110	105	187		402	110	105	187		402	998				
Other Professional Services	5 02 11 990	700		700	606				606	112	196	298		606	97	211	298		606	94				
Janitorial Services	5 02 12 020	800		800	384				384	-	245	139		384	-	245	139		384	416				
Security Services	5 02 12 030	1,000		1,000	720				720	101	260	359		720	101	260	359		720	280				
Repairs and Maintenance - Machinery and Equipment	5 02 13 050	2		2	2				2	-	2	-		2	-	2	-		2	-				
Repairs and Maintenance - Transportation Equipment	5 02 13 060	260		260	218				218	112	32	74		218	112	32	74		218	42				
Repairs and Maintenance - Furniture and Fixtures	5 02 13 070	-		-	-				-	-	-	-		-	-	-	-		-	-				
Repairs and Maintenance - Leased Assets Improvements	5 02 13 090	9		9	9				9	5	-	4		9	5	-	4		9	-				
Taxes, Duties and Licenses	5 02 15 010	115		115	110				110	5	2	103		110	5	2	103		110	5				
Fidelity Bond Premiums	5 02 15 020	60		60	54				54	25	29	-		54	25	29	-		54	6				
Insurance Expenses	5 02 15 030	500		500	288				288	10	250	8		288	10	250	8		288	232				
Advertising Expenses	5 02 99 010	25		25	15				15	15	-	-		15	15	-	-		15	10				
Printing and Publication Expenses	5 02 99 020	700		700	552				552	152	396	4		552	152	396	4		552	148				
Representation Expenses	5 02 99 030	350		350	297				297	104	123	70		297	104	123	70		297	53				
Rent/Lease Expenses	5 02 99 050	30,994		30,994	21,169				21,169	7,773	6,300	7,096		21,169	6,543	6,496	7,104		20,143	9,825			1,026	
Membership Dues and Contributions to Organizations	5 02 99 060	10		10	10				10	-	10	-		10	-	10	-		10	-				
Subscription Expenses	5 02 99 070	100		100	63				63	28	23	12		63	28	23	12		63	37				
Other Maintenance and Other Operating Expenses	5 02 99 990	200		200	142				142	27	36	79		142	27	36	79		142	58				

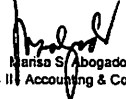
SUMMARY OF APPROPRIATIONS, ALLOTMENTS, OBLIGATIONS, DISBURSEMENTS AND BALANCES BY OBJECT OF EXPENDITURES
 As of the Quarter Ending September 30, 2016
 (in thousand pesos)


Department: NATIONAL ECONOMIC AND DEVELOPMENT AUTHORITY
 Agency: PHILIPPINE INSTITUTE FOR DEVELOPMENT STUDIES
 Organization Code (UACS): 35 058 00 00000
 Funding Source Code (as clustered): 1 01 277


X	Current Year Appropriations
	Supplemental Appropriations
	Continuing Appropriations

Particulars	UACS Code	Appropriations			Allotments			Current Year Obligations					Current Year Disbursements				Balances						
		Authorized Appropriation	Adjustments (Transfer To/From, Reassignment)	Adjusted Appropriations	Allotments Received	Adjustments (Withdrawal, Reassignment)	Transfer To	Transfer From	Adjusted Total Allotments	1st Quarter ending Mar 31	2nd Quarter ending June 30	3rd Quarter ending Sept 30	4th Quarter ending Dec 31	Total	1st Quarter ending Mar 31	2nd Quarter ending June 30	3rd Quarter ending Sept 30	4th Quarter ending Dec 31	Total	Unreleased Appropriations	Unobligated Allotment	Unpaid Obligations (15-20) = (23+24)	
1	2	3	4	5=(3+4)	6	7	8	9	10=[(6+(-)7)-8+9]	11	12	13	14	15=(11+12+13+14)	16	17	18	19	20=(16+17+18+19)	21=(5-10)	22=(10-15)	23	24
Financial Expenses	5 03	60	-	60	44	-	-	-	44	19	13	12	-	44	19	13	12	-	44	16	-	-	-
Management Supervision/Trusteeship Fees	5 03 01 010																						
Interest Expenses	5 03 01 020																						
Bank Charges	5 03 01 040	60		60	44				44	19	13	12		44	19	13	12		44	16			
Capital Outlays	5 06	3,150	-	3,106	3,150	-	-	-	3,106	44	548	2,558	-	3,150	44	548	2,558	-	3,150	-	-	-	-
Property, Plant and Equipment Outlay																							
Machinery and Equipment	5 06 04 050																						
Office Equipment	5060405002	44			44				44			44		44			44		44				
I.C.T. Equipment	5060405003	2,078		2,078	2,078				2,078		136	1,942		2,078		136	1,942		2,078				
Communication Equipment	5060405007	357		357	357				357			357		357			357		357				
Transportation Equipment	5 06 04 060																						
Motor Vehicle	5060406001																						
Furniture, Fixture and Books	5 06 04 070																						
Furniture and Fixtures	5060407001	651		651	651				651	44	392	215		651	44	392	215		651				
Books	5060407002	20		20	20				20		20			20		20			20				
Other Property, Plant and Equipment Outlay	5 06 04 090																						
Other Leased Assets Improvements	5060409099																						
B. AUTOMATIC APPROPRIATIONS																							
RLIP																							
Specify allotment class/object of expenditure																							
C. SPECIAL PURPOSE FUNDS																							
MPBF																							
Specify allotment class/object of expenditure																							
GRAND TOTAL		73,672	-	73,628	55,254	-	-	-	54,960	18,418	18,418	18,418	-	55,254	17,153	18,649	18,341	-	54,143	18,418	-	-	1,111

Certified Correct:

 Laylord Xyrchez R. Tagnas
 DC II - Finance

Certified Correct:

 Marisa S. Abogado
 DC II - Accounting & Control

Recommending Approval:

 Andres S. Agcaoili
 Director for Operations & Finance

Approved By:

 Gilberto M. Lianto
 President

SUMMARY OF APPROPRIATIONS, ALLOTMENTS, OBLIGATIONS, DISBURSEMENTS AND BALANCES BY OBJECT OF EXPENDITURES
As of the Quarter Ending June 30, 2016

Department: NATIONAL ECONOMIC AND DEVELOPMENT AUTHORITY
Agency: PHILIPPINE INSTITUTE FOR DEVELOPMENT STUDIES
Organization Code (UACS): 35 058 00 00000
Funding Source Code (as clustered): 1 01 277

X	Current Year Appropriations
	Supplemental Appropriations
	Continuing Appropriations

Particulars	UACS Code	Appropriations			Allotments			Current Year Obligations					Current Year Disbursements				Balances																											
		Authorized Appropriation	Adjustments (Transfer To/From, Reassignment)	Adjusted Appropriations	Allotments Received	Adjustments (Withdrawal, Reassignment)	Transfer To	Transfer From	Adjusted Total Allotments	1st Quarter ending Mar 31	2nd Quarter ending June 30	3rd Quarter ending Sept 30	4th Quarter ending Dec 31	Total	1st Quarter ending Mar 31	2nd Quarter ending June 30	3rd Quarter ending Sept 30	4th Quarter ending Dec 31	Total	Unreleased Appropriations	Unobligated Allotment	Unpaid Obligations (15-20) = (23+24)																						
1	2	3	4	5=(3+4)	6	7	8	9	10=[(6+(-)7)-8+9]	11	12	13	14	15=[(11+12+13+14)]	16	17	18	19	20=[(16+17+18+19)]	21=(5-10)	22=(10-15)	23	24																					
SUMMARY																																												
A. AGENCY SPECIFIC BUDGET																																												
Personnel Services																																												
Personnel Services	5 01	25,785	-	25,785	16,707	-	-	-	16,707	8,064	8,643	-	-	16,707	8,064	8,643	-	-	16,707	9,078	-	-	-																					
Salaries and Wages - Regular	5 01 01 010	14,218	-	14,218	9,391	-	-	-	9,391	5,152	4,239	-	-	9,391	5,152	4,239	-	-	9,391	4,827	-	-	-																					
Salaries and Wages - Casual/Contractual	5 01 01 020	1,902	-	1,902	1,274	-	-	-	1,274	672	602	-	-	1,274	672	602	-	-	1,274	628	-	-	-																					
Personnel Economic Relief Allowance (PERA)	5 01 02 010	846	-	846	586	-	-	-	586	316	270	-	-	586	316	270	-	-	586	260	-	-	-																					
Representation Allowance (RA)	5 01 02 020	541	-	541	389	-	-	-	389	214	175	-	-	389	214	175	-	-	389	152	-	-	-																					
Transportation Allowance (TA)	5 01 02 030	541	-	541	253	-	-	-	253	142	111	-	-	253	142	111	-	-	253	288	-	-	-																					
Clothing/Uniform Allowance	5 01 02 040	235	-	235	235	-	-	-	235	249	(14)	-	-	235	249	(14)	-	-	235	-	-	-	-																					
Productivity Incentive Allowance	5 01 02 080	-	-	-	-	-	-	-	-	-	-	-	-	-	-	-	-	-	-	-	-	-	-																					
Overtime and Night Pay	5 01 02 130	127	-	127	127	-	-	-	127	-	127	-	-	127	-	127	-	-	127	-	-	-	-																					
Mid-Year Bonus	5 01 02 990	1,813	-	1,813	1,813	-	-	-	1,813	-	1,813	-	-	1,813	-	1,813	-	-	1,813	-	-	-	-																					
Year End Bonus	5 01 02 140	1,401	-	1,401	-	-	-	-	-	-	-	-	-	-	-	-	-	-	-	1,401	-	-	-																					
Cash Gift	5 01 02 150	176	-	176	-	-	-	-	-	-	-	-	-	-	-	-	-	-	-	176	-	-	-																					
Other Bonuses and Allowances	5 01 02 990	572	-	572	572	-	-	-	572	-	572	-	-	572	-	572	-	-	572	-	-	-	-																					
Retirement and Life Insurance Premiums	5 01 03 010	2,017	-	2,017	1,251	-	-	-	1,251	681	570	-	-	1,251	681	570	-	-	1,251	766	-	-	-																					
PAG-IBIG Contributions	5 01 03 020	42	-	42	29	-	-	-	29	16	13	-	-	29	16	13	-	-	29	13	-	-	-																					
PHILHEALTH Contributions	5 01 03 030	120	-	120	79	-	-	-	79	42	37	-	-	79	42	37	-	-	79	41	-	-	-																					
Employees Compensation Insurance Premiums	5 01 03 040	42	-	42	29	-	-	-	29	16	13	-	-	29	16	13	-	-	29	13	-	-	-																					
Provident/Welfare Fund Contributions	5 01 03 050	360	-	360	360	-	-	-	360	198	162	-	-	360	198	162	-	-	360	-	-	-	-																					
Terminal Leave Benefits	5 01 04 030	662	-	662	153	-	-	-	153	241	(88)	-	-	153	241	(88)	-	-	153	509	-	-	-																					
Other Personnel Benefits	5 01 04 990	170	-	170	166	-	-	-	166	125	41	-	-	166	125	41	-	-	166	4	-	-	-																					
Maintenance and Other Operating Expenses																																												
Maintenance and Other Operating Expenses	5 02	44,103	-	44,103	19,505	-	-	-	19,505	10,291	9,214	-	-	19,505	9,026	9,445	-	-	18,471	24,598	-	-	1,034																					
Travelling Expenses - Local	5 02 01 010	555	-	555	61	-	-	-	61	38	23	-	-	61	38	23	-	-	61	494	-	-	-																					
Travelling Expenses - Foreign	5 02 01 020	41	-	41	23	-	-	-	23	11	12	-	-	23	11	12	-	-	23	18	-	-	-																					
Training Expenses	5 02 02 010	1,737	-	1,737	382	-	-	-	382	42	340	-	-	382	22	360	-	-	382	1,355	-	-	-																					
Office Supplies Expenses	5 02 03 010	538	-	538	364	-	-	-	364	245	119	-	-	364	245	119	-	-	364	174	-	-	-																					
Fuel, Oil and Lubricants Expenses	5 02 03 090	197	-	197	117	-	-	-	117	56	61	-	-	117	56	61	-	-	117	80	-	-	-																					
Water Expenses	5 02 04 010	162	-	162	33	-	-	-	33	15	18	-	-	33	15	18	-	-	33	129	-	-	-																					
Electricity Expenses	5 02 04 020	2,027	-	2,027	647	-	-	-	647	331	316	-	-	647	331	316	-	-	647	1,380	-	-	-																					
Postage and Courier Services	5 02 05 010	206	-	206	138	-	-	-	138	99	39	-	-	138	99	39	-	-	138	68	-	-	-																					
Telephone Expenses	5 02 05 020	312	-	312	285	-	-	-	285	143	142	-	-	285	143	142	-	-	285	27	-	-	-																					
Internet Subscription Expenses	5 02 05 030	366	-	366	233	-	-	-	233	122	111	-	-	233	122	111	-	-	233	133	-	-	-																					
Extraordinary and Miscellaneous Expenses	5 02 10 030	66	-	66	6	-	-	-	6	6	-	-	-	6	6	-	-	-	6	60	-	-	-																					
Legal Services	5 02 11 010	304	-	304	-	-	-	-	-	-	-	-	-	-	-	-	-	-	-	304	-	-	-																					
Auditing Services	5 02 11 020	666	-	666	628	-	-	-	628	604	24	-	-	628	604	24	-	-	628	38	-	-	-																					
Consultancy Services	5 02 11 030	1,384	-	1,384	215	-	-	-	215	110	105	-	-	215	110	105	-	-	215	1,169	-	-	-																					
Other Professional Services	5 02 11 990	369	-	369	308	-	-	-	308	112	196	-	-	308	97	211	-	-	308	61	-	-	-																					
Janitorial Services	5 02 12 020	766	-	766	245	-	-	-	245	-	245	-	-	245	-	245	-	-	245	521	-	-	-																					
Security Services	5 02 12 030	845	-	845	361	-	-	-	361	101	260	-	-	361	101	260	-	-	361	484	-	-	-																					
Repairs and Maintenance - Machinery and Equipment	5 02 13 050	328	-	328	2	-	-	-	2	-	2	-	-	2	-	2	-	-	2	326	-	-	-																					
Repairs and Maintenance - Transportation Equipment	5 02 13 060	215	-	215	144	-	-	-	144	112	32	-	-	144	112	32	-	-	144	71	-	-	-																					
Repairs and Maintenance - Furniture and Fixtures	5 02 13 070	6	-	6	-	-	-	-	-	-	-	-	-	-	-	-	-	-	-	6	-	-	-																					
Repairs and Maintenance - Leased Assets Improvements	5 02 13 090	56	-	56	5	-	-	-	5	5	-	-	-	5	5	-	-	-	5	51	-	-	-																					
Taxes, Duties and Licenses	5 02 15 010	8	-	8	7	-	-	-	7	5	2	-	-	7	5	2	-	-	7	1	-	-	-																					
Fidelity Bond Premiums	5 02 15 020	62	-	62	54	-	-	-	54	25	29	-	-	54	25	29	-	-	54	8	-	-	-																					
Insurance Expenses	5 02 15 030	473	-	473	260	-	-	-	260	10	250	-	-	260	10	250	-	-	260	213	-	-	-																					
Advertising Expenses	5 02 99 010	34	-	34	15	-	-	-	15	15	-	-	-	15	15	-	-	-	15	19	-	-	-																					
Printing and Publication Expenses	5 02 99 020	748	-	748	548	-	-	-	548	152	396	-	-	548	152	396	-	-	548	200	-	-	-																					
Representation Expenses	5 02 99 030	327	-	327	227	-	-	-	227	104	123	-	-	227	104	123	-	-	227	100	-	-	-																					
Rent/Lease Expenses	5 02 99 050	30,994	-	30,994	14,073	-	-	-	14,073	7,773	6,300	-	-	14,073	6,543	6,496	-	-	13,039	16,921	-	-	1,034																					
Membership Dues and Contributions to Organizations	5 02 99 060	10	-	10	10	-	-	-	10	-	10	-	-	10	-	10	-	-	10	-	-	-	-																					
Subscription Expenses	5 02 99 070	168	-	168	51	-	-	-	51	28	23	-	-	51	28	23	-	-	51	117	-	-	-																					
Other Maintenance and Other Operating Expenses	5 02 99 990	133	-	133	63	-	-	-	63	27	36	-	-	63	27	36	-	-	63	70	-	-	-																					

SUMMARY OF APPROPRIATIONS, ALLOTMENTS, OBLIGATIONS, DISBURSEMENTS AND BALANCES BY OBJECT OF EXPENDITURES
As of the Quarter Ending June 30, 2016

Department: NATIONAL ECONOMIC AND DEVELOPMENT AUTHORITY
Agency: PHILIPPINE INSTITUTE FOR DEVELOPMENT STUDIES
Organization Code (UACS): 35 058 00 00000
Funding Source Code (as clustered): 1 01 277

X	Current Year Appropriations
	Supplemental Appropriations
	Continuing Appropriations

Particulars	UACS Code	Appropriations			Allotments			Current Year Obligations					Current Year Disbursements				Balances						
		Authorized Appropriation	Adjustments (Transfer To/From, Realignment)	Adjusted Appropriations	Allotments Received	Adjustments (Withdrawal, Realignment)	Transfer To	Transfer From	Adjusted Total Allotments	1st Quarter ending Mar 31	2nd Quarter ending June 30	3rd Quarter ending Sept 30	4th Quarter ending Dec 31	Total	1st Quarter ending Mar 31	2nd Quarter ending June 30	3rd Quarter ending Sept 30	4th Quarter ending Dec 31	Total	Unreleased Appropriations	Unobligated Allotment	Unpaid Obligations (15-20) = (23+24)	
1	2	3	4	5=(3+4)	6	7	8	9	10=[(6+(-)7)-8+9]	11	12	13	14	15=(11+12+13+14)	16	17	18	19	20=(16+17+18+19)	21=(5-10)	22=(10-15)	23	24
Financial Expenses	5 03	100	-	100	32	-	-	-	32	19	13	-	-	32	19	13	-	-	32	68	-	-	-
Management Supervision/Trusteeship Fees	5 03 01 010																						
Interest Expenses	5 03 01 020																						
Bank Charges	5 03 01 040	100		100	32				32	19	13			32	19	13			32	68			
Capital Outlays	5 06	3,684	-	3,684	592	-	-	-	592	44	548	-	-	592	44	548	-	-	592	3,092	-	-	-
Property, Plant and Equipment Outlay																							
Machinery and Equipment	5 06 04 050																						
Office Equipment	5060405002																						
I.C.T. Equipment	5060405003	2,760		2,760	136				136	-	136			136		136			136	2,624			
Communication Equipment	5060405007	260		260	-				-					-					-	260			
Transportation Equipment	5 06 04 060																						
Motor Vehicle	5060406001																						
Furniture, Fixture and Books	5 06 04 070																						
Furniture and Fixtures	5060407001	590		590	436				436	44	392			436	44	392			436	154			
Books	5060407002	74		74	20				20	-	20			20		20			20	54			
Other Property, Plant and Equipment Outlay	5 06 04 090																						
Other Leased Assets Improvements	5060409099																						
B. AUTOMATIC APPROPRIATIONS																							
RLIP																							
Specify allotment class/object of expenditure																							
C. SPECIAL PURPOSE FUNDS																							
MPBF																							
Specify allotment class/object of expenditure																							
GRAND TOTAL		73,672	-	73,672	36,836	-	-	-	36,836	18,418	18,418	-	-	36,836	17,153	18,649	-	-	35,802	36,836	-	-	1,034

Certified Correct:

Laylord Xyrchez R. Maganao
DC II - Finance

Certified Correct:

Marisa S. Abadado
DC II - Accounting & Control

Recommending Approval:

Andrea S. Agcaoili
Director for Operations & Finance

Approved By:

Gilberto M. Llanto
President

SUMMARY OF APPROPRIATIONS, ALLOTMENTS, OBLIGATIONS, DISBURSEMENTS AND BALANCES BY OBJECT OF EXPENDITURES
As of the Quarter Ending March 31, 2016

FAR No. 1-A

Department: NATIONAL ECONOMIC AND DEVELOPMENT AUTHORITY
Agency: PHILIPPINE INSTITUTE FOR DEVELOPMENT STUDIES
Organization Code (UACS): 35 058 00 00000
Funding Source Code (as clustered): 1 01 277

X	Current Year Appropriations
	Supplemental Appropriations
	Continuing Appropriations

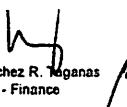
Particulars	UACS Code	Appropriations			Allotments			Current Year Obligations					Current Year Disbursements				Balances																											
		Authorized Appropriation	Adjustments (Transfer To/From, Reassignment)	Adjusted Appropriations	Allotments Received	Adjustments (Withdrawal, Reassignment)	Transfer To	Transfer From	Adjusted Total Allotments	1st Quarter ending Mar 31	2nd Quarter ending June 30	3rd Quarter ending Sept 30	4th Quarter ending Dec 31	Total	1st Quarter ending Mar 31	2nd Quarter ending June 30	3rd Quarter ending Sept 30	4th Quarter ending Dec 31	Total	Unreleased Appropriations	Unobligated Allotment	Unpaid Obligations (15-20) = (23+24)																						
1	2	3	4	5=(3+4)	6	7	8	9	10=[(6+(-)7)-8+9]	11	12	13	14	15=(11+12+13+14)	16	17	18	19	20=(16+17+18+19)	21=(5-10)	22=(10-15)	23	24																					
SUMMARY																																												
A. AGENCY SPECIFIC BUDGET																																												
Personnel Services	5 01	20,480	-	20,480	8,084	-	-	-	8,084	8,084	-	-	-	8,084	8,084	-	-	-	8,084	12,416	-	-	-																					
Salaries and Wages - Regular	5 01 01 010	11,188	-	11,188	5,152	-	-	-	5,152	5,152	-	-	-	5,152	5,152	-	-	-	5,152	6,036	-	-	-																					
Salaries and Wages - Casual/Contractual	5 01 01 020	2,329	-	2,329	672	-	-	-	672	672	-	-	-	672	672	-	-	-	672	1,657	-	-	-																					
Personnel Economic Relief Allowance (PERA)	5 01 02 010	702	-	702	316	-	-	-	316	316	-	-	-	316	316	-	-	-	316	386	-	-	-																					
Representation Allowance (RA)	5 01 02 020	459	-	459	214	-	-	-	214	214	-	-	-	214	214	-	-	-	214	245	-	-	-																					
Transportation Allowance (TA)	5 01 02 030	348	-	348	142	-	-	-	142	142	-	-	-	142	142	-	-	-	142	206	-	-	-																					
Clothing/Uniform Allowance	5 01 02 040	249	-	249	249	-	-	-	249	249	-	-	-	249	249	-	-	-	249	-	-	-	-																					
Productivity Incentive Allowance	5 01 02 080	-	-	-	-	-	-	-	-	-	-	-	-	-	-	-	-	-	-	-	-	-	-																					
Overtime and Night Pay	5 01 02 130	-	-	-	-	-	-	-	-	-	-	-	-	-	-	-	-	-	-	-	-	-	-																					
Mid-Year Bonus	5 01 02 990	1,126	-	1,126	-	-	-	-	-	-	-	-	-	-	-	-	-	-	-	1,126	-	-	-																					
Year End Bonus	5 01 02 140	1,126	-	1,126	-	-	-	-	-	-	-	-	-	-	-	-	-	-	-	1,126	-	-	-																					
Cash Gift	5 01 02 150	146	-	146	-	-	-	-	-	-	-	-	-	-	-	-	-	-	-	146	-	-	-																					
Other Bonuses and Allowances	5 01 02 990	146	-	146	-	-	-	-	-	-	-	-	-	-	-	-	-	-	-	146	-	-	-																					
Retirement and Life Insurance Premiums	5 01 03 010	1,622	-	1,622	681	-	-	-	681	681	-	-	-	681	681	-	-	-	681	941	-	-	-																					
PAG-IBIG Contributions	5 01 03 020	35	-	35	16	-	-	-	16	16	-	-	-	16	16	-	-	-	16	19	-	-	-																					
PHILHEALTH Contributions	5 01 03 030	99	-	99	42	-	-	-	42	42	-	-	-	42	42	-	-	-	42	57	-	-	-																					
Employees Compensation Insurance Premiums	5 01 03 040	35	-	35	16	-	-	-	16	16	-	-	-	16	16	-	-	-	16	19	-	-	-																					
Provident/Welfare Fund Contributions	5 01 03 050	285	-	285	198	-	-	-	198	198	-	-	-	198	198	-	-	-	198	87	-	-	-																					
Terminal Leave Benefits	5 01 04 030	460	-	460	241	-	-	-	241	241	-	-	-	241	241	-	-	-	241	219	-	-	-																					
Other Personnel Benefits	5 01 04 990	125	-	125	125	-	-	-	125	125	-	-	-	125	125	-	-	-	125	-	-	-	-																					
Maintenance and Other Operating Expenses	5 02	49,992	-	49,992	10,291	-	-	-	10,291	10,291	-	-	-	10,291	9,026	-	-	-	9,026	39,701	-	-	1,265																					
Travelling Expenses - Local	5 02 01 010	703	-	703	38	-	-	-	38	38	-	-	-	38	38	-	-	-	38	665	-	-	-																					
Travelling Expenses - Foreign	5 02 01 020	48	-	48	11	-	-	-	11	11	-	-	-	11	11	-	-	-	11	37	-	-	-																					
Training Expenses	5 02 02 010	2,433	-	2,433	42	-	-	-	42	42	-	-	-	42	22	-	-	-	22	2,391	-	-	20																					
Office Supplies Expenses	5 02 03 010	709	-	709	245	-	-	-	245	245	-	-	-	245	245	-	-	-	245	464	-	-	-																					
Fuel, Oil and Lubricants Expenses	5 02 03 090	362	-	362	56	-	-	-	56	56	-	-	-	56	56	-	-	-	56	306	-	-	-																					
Water Expenses	5 02 04 010	190	-	190	15	-	-	-	15	15	-	-	-	15	15	-	-	-	15	175	-	-	-																					
Electricity Expenses	5 02 04 020	2,376	-	2,376	331	-	-	-	331	331	-	-	-	331	331	-	-	-	331	2,045	-	-	-																					
Postage and Courier Services	5 02 05 010	195	-	195	99	-	-	-	99	99	-	-	-	99	99	-	-	-	99	96	-	-	-																					
Telephone Expenses	5 02 05 020	375	-	375	143	-	-	-	143	143	-	-	-	143	143	-	-	-	143	232	-	-	-																					
Internet Subscription Expenses	5 02 05 030	429	-	429	122	-	-	-	122	122	-	-	-	122	122	-	-	-	122	307	-	-	-																					
Extraordinary and Miscellaneous Excesses	5 02 10 030	77	-	77	6	-	-	-	6	6	-	-	-	6	6	-	-	-	6	71	-	-	-																					
Legal Services	5 02 11 010	396	-	396	-	-	-	-	-	-	-	-	-	-	-	-	-	-	-	396	-	-	-																					
Auditing Services	5 02 11 020	666	-	666	604	-	-	-	604	604	-	-	-	604	604	-	-	-	604	62	-	-	-																					
Consultancy Services	5 02 11 030	4,396	-	4,396	110	-	-	-	110	110	-	-	-	110	110	-	-	-	110	4,286	-	-	-																					
Other Professional Services	5 02 11 990	198	-	198	112	-	-	-	112	112	-	-	-	112	97	-	-	-	97	86	-	-	15																					
Janitorial Services	5 02 12 020	898	-	898	-	-	-	-	-	-	-	-	-	-	-	-	-	-	-	898	-	-	-																					
Security Services	5 02 12 030	990	-	990	101	-	-	-	101	101	-	-	-	101	101	-	-	-	101	889	-	-	-																					
Repairs and Maintenance - Machinery and Equipment	5 02 13 050	537	-	537	-	-	-	-	-	-	-	-	-	-	-	-	-	-	-	537	-	-	-																					
Repairs and Maintenance - Transportation Equipment	5 02 13 060	239	-	239	112	-	-	-	112	112	-	-	-	112	112	-	-	-	112	127	-	-	-																					
Repairs and Maintenance - Furniture and Fixtures	5 02 13 070	10	-	10	-	-	-	-	-	-	-	-	-	-	-	-	-	-	-	10	-	-	-																					
Repairs and Maintenance - Leased Assets Improvements	5 02 13 090	330	-	330	5	-	-	-	5	5	-	-	-	5	5	-	-	-	5	325	-	-	-																					
Taxes, Duties and Licenses	5 02 15 010	10	-	10	5	-	-	-	5	5	-	-	-	5	5	-	-	-	5	5	-	-	-																					
Fidelity Bond Premiums	5 02 15 020	73	-	73	25	-	-	-	25	25	-	-	-	25	25	-	-	-	25	48	-	-	-																					
Insurance Expenses	5 02 15 030	591	-	591	10	-	-	-	10	10	-	-	-	10	10	-	-	-	10	581	-	-	-																					
Advertising Expenses	5 02 99 010	40	-	40	15	-	-	-	15	15	-	-	-	15	15	-	-	-	15	25	-	-	-																					
Printing and Publication Expenses	5 02 99 020	911	-	911	152	-	-	-	152	152	-	-	-	152	152	-	-	-	152	759	-	-	-																					
Representation Expenses	5 02 99 030	394	-	394	104	-	-	-	104	104	-	-	-	104	104	-	-	-	104	290	-	-	-																					
Rent/Lease Expenses	5 02 99 050	30,994	-	30,994	7,773	-	-	-	7,773	7,773	-	-	-	7,773	6,543	-	-	-	6,543	23,221	-	-	1,230																					
Membership Dues and Contributions to Organizations	5 02 99 060	7	-	7	-	-	-	-	-	-	-	-	-	-	-	-	-	-	-	7	-	-	-																					
Subscription Expenses	5 02 99 070	220	-	220	28	-	-	-	28	28	-	-	-	28	28	-	-	-	28	192	-	-	-																					
Other Maintenance and Other Operating Expenses	5 02 99 990	195	-	195	27	-	-	-	27	27	-	-	-	27	27	-	-	-	27	168	-	-	-																					


SUMMARY OF APPROPRIATIONS, ALLOTMENTS, OBLIGATIONS, DISBURSEMENTS AND BALANCES BY OBJECT OF EXPENDITURES
As of the Quarter Ending March 31, 2016


Department: NATIONAL ECONOMIC AND DEVELOPMENT AUTHORITY
Agency: PHILIPPINE INSTITUTE FOR DEVELOPMENT STUDIES
Organization Code (UACS): 35 058 00 00000
Funding Source Code (as clustered): 1 01 277


X	Current Year Appropriations
	Supplemental Appropriations
	Continuing Appropriations

Particulars	UACS Code	Appropriations			Allotments			Current Year Obligations					Current Year Disbursements				Balances						
		Authorized Appropriation	Adjustments (Transfer To/From, Reassignment)	Adjusted Appropriations	Allotments Received	Adjustments (Withdrawal, Reassignment)	Transfer To	Transfer From	Adjusted Total Allotments	1st Quarter ending Mar 31	2nd Quarter ending June 30	3rd Quarter ending Sept 30	4th Quarter ending Dec 31	Total	1st Quarter ending Mar 31	2nd Quarter ending June 30	3rd Quarter ending Sept 30	4th Quarter ending Dec 31	Total	Unreleased Appropriations	Unobligated Allotment	Unpaid Obligations (15-20) = (23+24)	
1	2	3	4	5=(3+4)	6	7	8	9	10=[(6+(-)7)-8+9]	11	12	13	14	15=(11+12+13+14)	16	17	18	19	20=(16+17+18+19)	21=(5-10)	22=(10-15)	23	24
Financial Expenses	5 03	100	-	100	19	-	-	-	19	19	-	-	-	19	19	-	-	-	19	81	-	-	-
Management Supervision/Trusteeship Fees	5 03 01 010																						
Interest Expenses	5 03 01 020																						
Bank Charges	5 03 01 040	100		100	19				19	19				19	19				19	81			
Capital Outlays	5 06	3,100	-	3,100	44	-	-	-	44	44	-	-	-	44	44	-	-	-	44	3,056	-	-	-
Property, Plant and Equipment Outlay																							
Machinery and Equipment	5 06 04 050																						
Office Equipment	5060405002																						
I.C.T. Equipment	5060405003	2,194		2,194	-				-	-				-	-				-	2,194	-	-	-
Communication Equipment	5060405007	157		157	-				-	-				-	-				-	157	-	-	-
Transportation Equipment	5 06 04 060																						
Motor Vehicle	5060406001																						
Furniture, Fixture and Books	5 06 04 070																						
Furniture and Fixtures	5060407001	457		457	44				44	44				44	44				44	413	-	-	-
Books	5060407002	67		67	-				-	-				-	-				-	67	-	-	-
Other Property, Plant and Equipment Outlay	5 06 04 090																						
Other Leased Assets Improvements	5060409099	225		225	-				-	-				-	-				-	225	-	-	-
B. AUTOMATIC APPROPRIATIONS																							
RLIP																							
Specify allotment class/object of expenditure																							
C. SPECIAL PURPOSE FUNDS																							
MPBF																							
Specify allotment class/object of expenditure																							
GRAND TOTAL		73,672	-	73,672	18,418	-	-	-	18,418	18,418	-	-	-	18,418	17,153	-	-	-	17,153	55,254	-	-	1,265

Certified Correct:

Layford Xyrchez R. Maganas
DC II - Finance

Certified Correct:

Marisa B. Abogado
DC II - Accounting & Control

Recommending Approval:

Andrea S. Agcaoili
Director for Operations & Finance

Approved By:

Gilberto M. Llanto
President