

MONTHLY REPORT OF DISBURSEMENTS
For the month of December, 2014


Department: NATIONAL ECONOMIC AND DEVELOPMENT AUTHORITY
Agency: PHILIPPINE INSTITUTE FOR DEVELOPMENT STUDIES
Organization Code (UACS): 35 058 00 00000
Funding Source Code (as clustered): 1 01 277


Particulars	Current Year Budget					PRIOR YEAR'S BUDGET											TRUST LIABILITIES				GRAND TOTAL					REMARKS		
	PS	MOOE	Fin.Exp	CO	TOTAL	PRIOR YEAR'S ACCOUNTS PAYABLE					CURRENT YEAR'S ACCOUNTS PAYABLE						SUB-TOTAL	PS	MOOE	CO	TOTAL	PS	MOOE	Fin.Exp	CO		TOTAL	
						PS	MOOE	Fin.Exp	CO	Sub-total	PS	MOOE	Fin.Exp	CO	Sub-total	TOTAL												
1	2	3	4	5	6=(2+3+4+5)	7	8	9	10	11=(7+8+9+10)	12	13	14	15	16=(12+13+14+15)	17=(11+16)	18=(6+17)	19	20	21	22=(19+20+21)	23	24	25	26	27=(23+24+25+26)	28	
Notice of Cash Allocation (NCA)																												
a) PIDS Regular Program	1,770	2,333		470	4,573												4,573					1,770	2,333	-	470	4,573		
b) PIDS Impact Evaluation Project	720	3,050			3,770												3,770					720	3,050	-	-	3,770		
Working Fund (NCA issued to BTR)																												
Tax Remittance Advices Issued (TRA)																												
Cash Disbursement Ceiling (CDC)																												
Non-Cash Availment Authority (NCAA)																												
Others (CDT, BTr Docs Stamp, etc.)																												
TOTAL	2,490	5,383	-	470	8,343	-	-	-	-	-	-	-	-	-	-	-	8,343	-	-	-	-	2,490	5,383	-	470	8,343	-	


SUMMARY:

	Previous Report (Nov)	This month (Dec)	As of Date	Previous Report (Aug)	This month (Dec)	As of Date
Total Disbursement Authorities Received						
NCA	42,906	3,900	46,806	286,807	59,999	346,806
Working Fund	243,901	56,099	300,000	70,400	8,343	78,743
TRA				216,407	51,656	268,063
CDC						
NCAA						
Others (CDT, BTr Docs Stamp, etc.)						
Less: Notice of Transfer Allocations (NTA)* issued						
Total Disbursement Authorities Available	286,807	59,999	346,806	216,407	51,656	268,063
Less: Lapsed NCA						
Disbursements*	70,400	8,343	78,743			
Balance of Disbursements Authorities as of to date	216,407	51,656	268,063			

Notes: The use of NTA is discouraged
* Amounts should tally

Prepared by:

Maileña C. Victoria
Administrative Officer V

Certified Correct:

Marisa S. Asagado
DC II - Accounting & Control

Approved by:

Andrea S. Ascaolli
Director for Operations & Finance

MONTHLY REPORT OF DISBURSEMENTS
For the month of November, 2014


Department: NATIONAL ECONOMIC AND DEVELOPMENT AUTHORITY
 Agency: PHILIPPINE INSTITUTE FOR DEVELOPMENT STUDIES
 Organization Code (UACS): 35 058 00 00000
 Funding Source Code (as clustered): 1 01 277

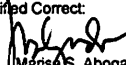
Particulars	Current Year Budget					PRIOR YEAR'S BUDGET											SUB-TOTAL	TRUST LIABILITIES				GRAND TOTAL					REMARKS	
	PS	MOOE	Fin.Exp	CO	TOTAL	PRIOR YEAR'S ACCOUNTS PAYABLE					CURRENT YEAR'S ACCOUNTS PAYABLE							TOTAL	PS	MOOE	CO	TOTAL	PS	MOOE	Fin.Exp	CO		TOTAL
						PS	MOOE	Fin.Exp	CO	Sub-total	PS	MOOE	Fin.Exp	CO	Sub-total	PS												
1	2	3	4	5	6=(2+3+4+5)	7	8	9	10	11=(7+8+9+10)	12	13	14	15	16=(12+13+14+15)	17=(11+16)	18=(6+17)	19	20	21	22=(19+20+21)	23	24	25	26	27=(23+24+25+26)	28	
Notice of Cash Allocation (NCA)	2,050	1,812		711	4,573												4,573					2,050	1,812	-	711	4,573		
a) PIDS Regular Program	550	2,198			2,748												2,748					550	2,198	-	-	2,748		
b) PIDS Impact Evaluation Project																												
Working Fund (NCA issued to BTR)																												
Tax Remittance Advices Issued (TRA)																												
Cash Disbursement Ceiling (CDC)																												
Non-Cash Availment Authority (NCAA)																												
Others (CDT, BTr Docs Stamp, etc.)																												
TOTAL	2,600	4,010	-	711	7,321	-	-	-	-	-	-	-	-	-	-	-	7,321	-	-	-	-	2,600	4,010	-	711	7,321	-	


SUMMARY:

	Previous Report (Oct)	This month (Nov)	As of Date		Previous Report (Oct)	This month (Nov)	As of Date
Total Disbursement Authorities Received				Total Disbursements Program	213,146	73,661	286,807
NCA	39,006	3,900	42,906	Less: *Actual Disbursements	63,079	7,321	70,400
Working Fund	174,140	69,761	243,901	(Over)/Under spending	<u>150,067</u>	<u>66,340</u>	<u>216,407</u>
TRA							
CDC							
NCAA							
Others (CDT, BTr Docs Stamp, etc.)							
Less: Notice of Transfer Allocations (NTA)* issued							
Total Disbursement Authorities Available	<u>213,146</u>	<u>73,661</u>	<u>286,807</u>				
Less: Lapsed NCA							
Disbursements*	63,079	7,321	70,400				
Balance of Disbursements Authorities as of to date	<u>150,067</u>	<u>66,340</u>	<u>216,407</u>				

Notes: The use of NTA is discouraged
 * Amounts should tally

Prepared by:

 Mañeche C. Victoria
 Administrative Officer V

Certified Correct:

 Marisa S. Abogado
 DC II Accounting & Control

Approved by:

 Andrea S. Agcaoili
 Director for Operations & Finance

MONTHLY REPORT OF DISBURSEMENTS
For the month of October, 2014

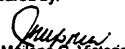
Department: NATIONAL ECONOMIC AND DEVELOPMENT AUTHORITY
Agency: PHILIPPINE INSTITUTE FOR DEVELOPMENT STUDIES
Organization Code (UACS): 35 058 00 00000
Funding Source Code (as clustered): 1 01 277

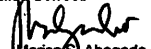
Particulars	Current Year Budget					PRIOR YEAR'S BUDGET												TRUST LIABILITIES				GRAND TOTAL					REMARKS	
	PS	MOOE	Fin.Exp	CO	TOTAL	PRIOR YEAR'S ACCOUNTS PAYABLE					CURRENT YEAR'S ACCOUNTS PAYABLE					SUB-TOTAL	PS	MOOE	CO	TOTAL	PS	MOOE	Fin.Exp	CO	TOTAL			
						PS	MOOE	Fin.Exp	CO	Sub-total	PS	MOOE	Fin.Exp	CO	Sub-total											TOTAL		
1	2	3	4	5	6=(2+3+4+5)	7	8	9	10	11=(7+8+9+10)	12	13	14	15	16=(12+13+14+15)	17=(11+16)	18=(6+17)	19	20	21	22=(19+20+21)	23	24	25	26	27=(23+24+25+26)	28	
Notice of Cash Allocation (NCA)																												
a) PIDS Regular Program	1,910	1,642		591	4,143																							
b) PIDS Impact Evaluation Project	307	394			701																							
Working Fund (NCA issued to BTR)																												
Tax Remittance Advices Issued (TRA)																												
Cash Disbursement Ceiling (CDC)																												
Non-Cash Availment Authority (NCAA)																												
Others (CDT, BTr Docs Stamp, etc.)																												
TOTAL	2,217	2,036	-	591	4,844	-	-	-	-	-	-	-	-	-	-	-	-	4,844	-	-	-	-	2,217	2,036	-	591	4,844	-


SUMMARY:

	Previous Report (Sept)	This month (Oct)	As of Date		Previous Report (Sept)	This month (Oct)	As of Date
Total Disbursement Authorities Received				Total Disbursements Program	209,246	3,900	213,146
NCA - Regular Program	35,106	3,900	39,006	Less: *Actual Disbursements	58,235	4,844	63,079
NCA - Impact Evaluation	174,140	-	174,140	(Over)/Under spending	<u>151,011</u>	<u>(944)</u>	<u>150,067</u>
Working Fund							
TRA							
CDC							
NCAA							
Others (CDT, BTr Docs Stamp, etc.)							
Less: Notice of Transfer Allocations (NTA)* issued							
Total Disbursement Authorities Available	<u>209,246</u>	<u>3,900</u>	<u>213,146</u>				
Less: Lapsed NCA Disbursements*	<u>58,235</u>	<u>4,844</u>	<u>63,079</u>				
Balance of Disbursements Authorities as of to date	<u>151,011</u>	<u>(944)</u>	<u>150,067</u>				

Notes: The use of NTA is discouraged
* Amounts should tally

Prepared by:

Mariene C. Victoria
Administrative Officer V

Certified Correct:

Marisa S. Abogado
DC II - Accounting & Control

Approved by:

Andrea S. Accaoli
Director for Operations & Finance