

STATEMENT OF APPROPRIATIONS, ALLOTMENTS, OBLIGATIONS, DISBURSEMENTS AND BALANCES
As of the Quarter Ending December 31, 2015

Department: NATIONAL ECONOMIC AND DEVELOPMENT AUTHORITY
Agency: PHILIPPINE INSTITUTE FOR DEVELOPMENT STUDIES
Organization Code (UACS): 35 058 00 00000
Funding Source Code (as clustered): 1 01 277

X	Current Year Appropriations
	Supplemental Appropriations

Particulars	UACS Code	Appropriations			Allotments					Current Year Obligations					Current Year Disbursements					Balances			
		Authorized Appropriation	Adjustments (Transfer To/From, Realignment)	Adjusted Appropriations	Allotments Received	Adjustments (Withdrawal, Realignment)	Transfer To	Transfer From	Adjusted Total Allotments	1st Quarter ending Mar 31	2nd Quarter ending June 30	3rd Quarter ending Sept 30	4th Quarter ending Dec 31	Total	1st Quarter ending Mar 31	2nd Quarter ending June 30	3rd Quarter ending Sept 30	4th Quarter ending Dec 31	Total	Unreleased Appropriations	Unobligated Allotment	Unpaid Obligations (15-20) = (23+24)	
1	2	3	4	5=(3+4)	6	7	8	9	10=[(8+(-)7) 8+9]	11	12	13	14	15=(11+12+13+14)	16	17	18	19	20=(16+17+18+19)	21=(5-10)	22=(10-15)	23	24
I. AGENCY SPECIFIC BUDGET																							
General Administration and Support Services		47,327	-	47,327	47,327	-	-	-	47,327	1,787	30,242	13,512	1,786	47,327	1,787	19,913	14,816	10,811	47,327	-	-	-	-
a. General Management and Supervision																							
PS	5 01 00 000	2,859		2,859	2,859	-			2,859	831	555	747	726	2,859	831	555	747	726	2,859	-	-	-	-
MOOE	5 02 00 000	43,678		43,678	43,678				43,678	926	29,383	12,757	612	43,678	926	19,054	14,061	9,637	43,678	-	-	-	-
Fin Exp.(if applicable)	5 03 00 000	75		75	75				75	30	29	8	8	75	30	29	8	8	75	-	-	-	-
CO	5 06 00 000	715		715	715				715	-	275	-	440	715	-	275	-	440	715	-	-	-	-
Support to Operations		10,000	-	10,000	10,000	-	-	-	10,000	2,500	2,500	2,500	2,500	10,000	2,500	2,500	2,500	2,500	10,000	-	-	-	-
a. Publications, Public Affairs, Management Information Systems and Project Services																							
b. Phil. APEC Study Center Network (PASCN)																							
PS	5 01 00 000	6,421		6,421	6,421				6,421	1,785	1,724	1,009	1,903	6,421	1,785	1,724	1,009	1,903	6,421	-	-	-	-
MOOE	5 02 00 000	2,779		2,779	2,779				2,779	715	757	1,277	30	2,779	715	757	1,277	30	2,779	-	-	-	-
Fin Exp.(if applicable)	5 03 00 000	-		-	-				-	-	-	-	-	-	-	-	-	-	-	-	-	-	-
CO	5 06 00 000	800		800	800				800	-	19	214	567	800	-	19	214	567	800	-	-	-	-
Operations		15,853	-	15,853	15,853	-	-	-	15,853	3,963	3,963	3,963	3,964	15,853	3,963	3,963	3,963	3,964	15,853	-	-	-	-
MFO 1 - Research and Development Services																							
a. Research Program																							
PS	5 01 00 000	9,512		9,512	9,512				9,512	3,062	1,928	3,449	1,075	9,512	3,062	1,928	3,449	1,075	9,512	-	-	-	-
MOOE	5 02 00 000	4,756		4,756	4,756				4,756	901	2,024	514	1,317	4,756	901	2,024	514	1,317	4,756	-	-	-	-
Fin Exp.(if applicable)	5 03 00 000	-		-	-				-	-	-	-	-	-	-	-	-	-	-	-	-	-	-
CO	5 06 00 000	1,585		1,585	1,585				1,585	-	13	-	1,572	1,585	-	13	-	1,572	1,585	-	-	-	-
GRAND TOTAL		73,180		73,180	73,180				73,180	8,250	36,705	19,975	8,250	73,180	8,250	26,376	21,279	17,275	73,180	-	-	-	-
PS	5 01 00 000	18,792		18,792	18,792				18,792	5,678	4,205	5,205	3,704	18,792	5,678	4,205	5,205	3,704	18,792	-	-	-	-
MOOE	5 02 00 000	51,213		51,213	51,213				51,213	2,542	32,164	14,548	1,959	51,213	2,542	21,835	15,852	10,984	51,213	-	-	-	-
Fin Exp.(if applicable)	5 03 00 000	75		75	75				75	30	29	8	8	75	30	29	8	8	75	-	-	-	-
CO	5 06 00 000	3,100		3,100	3,100				3,100	-	307	214	2,579	3,100	-	307	214	2,579	3,100	-	-	-	-
Recapitulation by MFO:																							
MFO 1 - Research and Development Services		15,853	-	15,853	15,853	-	-	-	15,853	3,963	3,963	3,963	3,964	15,853	3,963	3,963	3,963	3,964	15,853	-	-	-	-
OF WHICH:																							
Major Programs/Projects																							
KRA No. 3 - Rapid, Inclusive and Sustained Economic Growth																							
Research and Development Services		15,853	-	15,853	15,853	-	-	-	15,853	3,963	3,963	3,963	3,964	15,853	3,963	3,963	3,963	3,964	15,853	-	-	-	-

Certified Correct:

Laylord Xyrchez R. Tapanas
DC II - Finance

Certified Correct:

Manisa S. Abogado
DC II - Accounting & Control

Recommending Approval:

Andrea S. Agdao
Director for Operations & Finance

Approved by:


Gilberto M. Llanto
President


STATEMENT OF APPROPRIATIONS, ALLOTMENTS, OBLIGATIONS, DISBURSEMENTS AND BALANCES
As of the Quarter Ending September 30, 2015


Department: NATIONAL ECONOMIC AND DEVELOPMENT AUTHORITY
Agency: PHILIPPINE INSTITUTE FOR DEVELOPMENT STUDIES
Organization Code (UACS): 35 058 00 00000
Funding Source Code (as clustered): 1 01 277


X	Current Year Appropriations
	Supplemental Appropriations

Particulars	UACS Code	Appropriations			Allotments				Current Year Obligations					Current Year Disbursements					Balances				
		Authorized Appropriation	Adjustments (Transfer To/From, Realignment)	Adjusted Appropriations	Allotments Received	Adjustments (Withdrawal, Realignment)	Transfer To	Transfer From	Adjusted Total Allotments	1st Quarter ending Mar 31	2nd Quarter ending June 30	3rd Quarter ending Sept 30	4th Quarter ending Dec 31	Total	1st Quarter ending Mar 31	2nd Quarter ending June 30	3rd Quarter ending Sept 30	4th Quarter ending Dec 31	Total	Unreleased Appropriations	Unobligated Allotment	Unpaid Obligations (15-20) = (23+24)	
1	2	3	4	5=(3+4)	6	7	8	9	10=[(6+(-)7) 8+9]	11	12	13	14	15=(11+12+13+14)	16	17	18	19	20=(16+17+18+19)	21=(5-10)	22=(10-15)	23	24
I. AGENCY SPECIFIC BUDGET																							
General Administration and Support Services		47,327	-	47,327	45,541	-	-	-	45,541	1,787	30,242	13,512	-	45,541	1,787	19,913	14,816	-	36,516	1,786	-	-	9,025
a. General Management and Supervision																							
PS	5 01 00 000	2,859		2,859	2,133	-			2,133	831	555	747		2,133	831	555	747		2,133	726	-	-	
MOOE	5 02 00 000	43,678		43,678	43,066				43,066	926	29,383	12,757		43,066	926	19,054	14,061		34,041	612	-	-	9,025
Fin Exp.(if applicable)	5 03 00 000	75		75	67				67	30	29	8		67	30	29	8		67	8	-	-	
CO	5 06 00 000	715		715	275				275	-	275	-		275	-	275	-		275	440	-	-	
Support to Operations		10,000	-	10,000	7,500	-	-	-	7,500	2,500	2,500	2,500	-	7,500	2,500	2,500	2,500	-	7,500	2,500	-	-	
a. Publications, Public Affairs, Management Information Systems and Project Services																							
b. Phil. APEC Study Center Newtok (PASCN)																							
PS	5 01 00 000	6,421		6,421	4,518				4,518	1,785	1,724	1,009		4,518	1,785	1,724	1,009		4,518	1,903	-	-	
MOOE	5 02 00 000	2,779		2,779	2,749				2,749	715	757	1,277		2,749	715	757	1,277		2,749	30	-	-	
Fin Exp.(if applicable)	5 03 00 000	-		-	-				-	-	-	-		-	-	-	-		-	-	-	-	
CO	5 06 00 000	800		800	233				233	-	19	214		233	-	19	214		233	567	-	-	
Operations		15,853	-	15,853	11,889	-	-	-	11,889	3,963	3,963	3,963	-	11,889	3,963	3,963	3,963	-	11,889	3,964	-	-	
MFO 1 - Research and Development Services																							
a. Research Program																							
PS	5 01 00 000	9,512		9,512	8,437				8,437	3,062	1,926	3,449		8,437	3,062	1,926	3,449		8,437	1,075	-	-	
MOOE	5 02 00 000	4,756		4,756	3,439				3,439	901	2,024	514		3,439	901	2,024	514		3,439	1,317	-	-	
Fin Exp.(if applicable)	5 03 00 000	-		-	-				-	-	-	-		-	-	-	-		-	-	-	-	
CO	5 06 00 000	1,585		1,585	13				13	-	13	-		13	-	13	-		13	1,572	-	-	
GRAND TOTAL		73,180		73,180	64,930				64,930	8,250	36,705	19,975	-	64,930	8,250	26,376	21,279	-	55,905	8,250	-	-	9,025
PS	5 01 00 000	18,792		18,792	15,088				15,088	5,678	4,205	5,205		15,088	5,678	4,205	5,205		15,088	3,704	-	-	
MOOE	5 02 00 000	51,213		51,213	49,254				49,254	2,542	32,164	14,548		49,254	2,542	21,835	15,852		40,229	1,959	-	-	9,025
Fin Exp.(if applicable)	5 03 00 000	75		75	67				67	30	29	8		67	30	29	8		67	8	-	-	
CO	5 06 00 000	3,100		3,100	521				521	-	307	214		521	-	307	214		521	2,579	-	-	
Recapitulation by MFO:																							
MFO 1 - Research and Development Services		15,853	-	15,853	11,889	-	-	-	11,889	3,963	3,963	3,963	-	11,889	3,963	3,963	3,963	-	11,889	3,964	-	-	
OF WHICH:																							
Major Programs/Projects																							
KRA No. 3 - Rapid, Inclusive and Sustained Economic Growth																							
Research and Development Services		15,853	-	15,853	11,889	-	-	-	11,889	3,963	3,963	3,963	-	11,889	3,963	3,963	3,963	-	11,889	3,964	-	-	

Certified Correct: 
Laylord Xyrchez R. Taganas
DC II - Finance

Certified Correct: 
Marisa S. Abogado
DC IV - Accounting & Control

Recommending Approval: 
Andrea S. Agcaoli
Director for Operations & Finance


Approved by: 
Gilberto M. Lianto
President


STATEMENT OF APPROPRIATIONS, ALLOTMENTS, OBLIGATIONS, DISBURSEMENTS AND BALANCES
As of the Quarter Ending June 30, 2015


Department: NATIONAL ECONOMIC AND DEVELOPMENT AUTHORITY
Agency: PHILIPPINE INSTITUTE FOR DEVELOPMENT STUDIES
Organization Code (UACS): 35 058 00 00000
Funding Source Code (as clustered): 1 01 277


Current Year Appropriations
 Supplemental Appropriations

Particulars	UACS Code	Appropriations			Allotments			Current Year Obligations					Current Year Disbursements					Balances						
		Authorized Appropriation	Adjustments (Transfer To/From, Realignment)	Adjusted Appropriations	Allotments Received	Adjustments (Withdrawal, Realignment)	Transfer To	Transfer From	Adjusted Total Allotments	1st Quarter ending Mar 31	2nd Quarter ending June 30	3rd Quarter ending Sept 30	4th Quarter ending Dec 31	Total	1st Quarter ending Mar 31	2nd Quarter ending June 30	3rd Quarter ending Sept 30	4th Quarter ending Dec 31	Total	Unreleased Appropriations	Unobligated Allotment	Unpaid Obligations (15-20) = (23+24)		
1	2	3	4	5=(3+4)	6	7	8	9	10=[(6+(-)7) 8+9]	11	12	13	14	15=(11+12+13+14)	16	17	18	19	20=(16+17+18+19)	21=(5-10)	22=(10-15)	23	24	
I. AGENCY SPECIFIC BUDGET																								
General Administration and Support Services			47,327	-	47,327	32,029	-	-	-	32,029	1,787	30,242	-	-	32,029	1,787	19,913	-	-	21,700	15,298	-	-	10,329
a. General Management and Supervision																								
PS	5 01 00 000	4,288		4,288	1,386	-				1,386	831	555		1,386	831	555			1,386	2,902	-	-	-	
MOOE	5 02 00 000	42,249		42,249	30,309					30,309	926	29,383		30,309	926	19,054			19,980	11,940	-	-	10,329	
Fin Exp.(if applicable)	5 03 00 000	75		75	59					59	30	29		59	30	29			59	16	-	-	-	
CO	5 06 00 000	715		715	275					275	-	275		275	-	275			275	440	-	-	-	
Support to Operations			10,000	-	10,000	5,000	-	-	-	5,000	2,500	2,500	-	-	5,000	2,500	2,500	-	-	5,000	5,000	-	-	-
a. Publications, Public Affairs, Management Information Systems and Project Services																								
b. Phil. APEC Study Center Network (PASCN)																								
PS	5 01 00 000	6,421		6,421	3,509					3,509	1,785	1,724		3,509	1,785	1,724			3,509	2,912	-	-	-	
MOOE	5 02 00 000	2,779		2,779	1,472					1,472	715	757		1,472	715	757			1,472	1,307	-	-	-	
Fin Exp.(if applicable)	5 03 00 000	-		-	-					-	-	-		-	-	-			-	-	-	-	-	
CO	5 06 00 000	800		800	19					19	-	19		19	-	19			19	781	-	-	-	
Operations			15,853	-	15,853	7,926	-	-	-	7,926	3,963	3,963	-	-	7,926	3,963	3,963	-	-	7,926	7,927	-	-	-
MFO 1 - Research and Development Services																								
a. Research Program																								
PS	5 01 00 000	9,512		9,512	4,988					4,988	3,062	1,926		4,988	3,062	1,926			4,988	4,524	-	-	-	
MOOE	5 02 00 000	4,756		4,756	2,925					2,925	901	2,024		2,925	901	2,024			2,925	1,831	-	-	-	
Fin Exp.(if applicable)	5 03 00 000	-		-	-					-	-	-		-	-	-			-	-	-	-	-	
CO	5 06 00 000	1,585		1,585	13					13	-	13		13	-	13			13	1,572	-	-	-	
GRAND TOTAL			73,180		73,180	44,955				44,955	8,250	36,705	-	-	44,955	8,250	26,376	-	-	34,626	28,225	-	-	10,329
PS	5 01 00 000	20,221		20,221	9,883					9,883	5,678	4,205		9,883	5,678	4,205			9,883	10,338	-	-	-	
MOOE	5 02 00 000	49,784		49,784	34,706					34,706	2,542	32,164		34,706	2,542	21,835			24,377	15,078	-	-	10,329	
Fin Exp.(if applicable)	5 03 00 000	75		75	59					59	30	29		59	30	29			59	16	-	-	-	
CO	5 06 00 000	3,100		3,100	307					307	-	307		307	-	307			307	2,793	-	-	-	
Recapitulation by MFO:																								
MFO 1 - Research and Development Services			15,853	-	15,853	7,926	-	-	-	7,926	3,963	3,963	-	-	7,926	3,963	3,963	-	-	7,926	7,927	-	-	-
OF WHICH:																								
Major Programs/Projects																								
KRA No. 3 - Rapid, Inclusive and Sustained Economic Growth																								
Research and Development Services			15,853	-	15,853	7,926	-	-	-	7,926	3,963	3,963	-	-	7,926	3,963	3,963	-	-	7,926	7,927	-	-	-

Certified Correct:

Maillene C. Victoria
Administrative Officer V

Certified Correct:

Marisa S. Abogado
DC II - Accounting & Control

Recommending Approval:

Andrea S. Agcaoili
Director for Operations & Finance

Approved by:

Gilberto M. Llanto
President

STATEMENT OF APPROPRIATIONS, ALLOTMENTS, OBLIGATIONS, DISBURSEMENTS AND BALANCES
As of the Quarter Ending March 31, 2015

Department: NATIONAL ECONOMIC AND DEVELOPMENT AUTHORITY
Agency: PHILIPPINE INSTITUTE FOR DEVELOPMENT STUDIES
Organization Code (UACS): 35 058 00 00000
Funding Source Code (as clustered): 1 01 277

Current Year Appropriations
 Supplemental Appropriations

Particulars	UACS Code	Appropriations			Allotments			Current Year Obligations					Current Year Disbursements				Balances						
		Authorized Appropriation	Adjustments (Transfer To/From, Realignment)	Adjusted Appropriations	Allotments Received	Adjustments (Withdrawal, Realignment)	Transfer To	Transfer From	Adjusted Total Allotments	1st Quarter ending Mar 31	2nd Quarter ending June 30	3rd Quarter ending Sept 30	4th Quarter ending Dec 31	Total	1st Quarter ending Mar 31	2nd Quarter ending June 30	3rd Quarter ending Sept 30	4th Quarter ending Dec 31	Total	Unreleased Appropriations	Unobligated Allotment	Unpaid Obligations (15-20) = (23+24)	
1	2	3	4	5=(3+4)	6	7	8	9	10=[(8+(-)7)+8+9]	11	12	13	14	15=(11+12+13+14)	16	17	18	19	20=(16+17+18+19)	21=(5-10)	22=(10-15)	23	24
I. AGENCY SPECIFIC BUDGET																							
General Administration and Support Services		47,327	-	47,327	1,787	-	-	-	1,787	1,787	-	-	-	1,787	1,787	-	-	-	1,787	45,540	-	-	-
a. General Management and Supervision																							
PS	5 01 00 000	4,288	-	4,288	831	-	-	-	831	831	-	-	-	831	831	-	-	-	831	3,457	-	-	-
MOOE	5 02 00 000	42,324	-	42,324	956	-	-	-	956	956	-	-	-	956	956	-	-	-	956	41,368	-	-	-
Fin Exp.(if applicable)	5 03 00 000	-	-	-	-	-	-	-	-	-	-	-	-	-	-	-	-	-	-	-	-	-	-
CO	5 06 00 000	715	-	715	-	-	-	-	-	-	-	-	-	-	-	-	-	-	715	-	-	-	-
Support to Operations		10,000	-	10,000	2,500	-	-	-	2,500	2,500	-	-	-	2,500	2,500	-	-	-	2,500	7,500	-	-	-
a. Publications, Public Affairs, Management Information Systems and Project Services																							
b. Phil. APEC Study Center Network (PASCN)																							
PS	5 01 00 000	6,421	-	6,421	1,785	-	-	-	1,785	1,785	-	-	-	1,785	1,785	-	-	-	1,785	4,636	-	-	-
MOOE	5 02 00 000	2,779	-	2,779	715	-	-	-	715	715	-	-	-	715	715	-	-	-	715	2,064	-	-	-
Fin Exp.(if applicable)	5 03 00 000	-	-	-	-	-	-	-	-	-	-	-	-	-	-	-	-	-	-	-	-	-	-
CO	5 06 00 000	800	-	800	-	-	-	-	-	-	-	-	-	-	-	-	-	-	800	-	-	-	-
Operations		15,853	-	15,853	3,963	-	-	-	3,963	3,963	-	-	-	3,963	3,963	-	-	-	3,963	11,890	-	-	-
MFO 1 - Research and Development Services																							
a. Research Program																							
PS	5 01 00 000	9,512	-	9,512	3,062	-	-	-	3,062	3,062	-	-	-	3,062	3,062	-	-	-	3,062	6,450	-	-	-
MOOE	5 02 00 000	4,756	-	4,756	901	-	-	-	901	901	-	-	-	901	901	-	-	-	901	3,855	-	-	-
Fin Exp.(if applicable)	5 03 00 000	-	-	-	-	-	-	-	-	-	-	-	-	-	-	-	-	-	-	-	-	-	-
CO	5 06 00 000	1,585	-	1,585	-	-	-	-	-	-	-	-	-	-	-	-	-	-	1,585	-	-	-	-
GRAND TOTAL		73,180	-	73,180	8,250	-	-	-	8,250	8,250	-	-	-	8,250	8,250	-	-	-	8,250	64,930	-	-	-
PS	5 01 00 000	20,221	-	20,221	5,678	-	-	-	5,678	5,678	-	-	-	5,678	5,678	-	-	-	5,678	14,543	-	-	-
MOOE	5 02 00 000	49,859	-	49,859	2,572	-	-	-	2,572	2,572	-	-	-	2,572	2,572	-	-	-	2,572	47,287	-	-	-
Fin Exp.(if applicable)	5 03 00 000	-	-	-	-	-	-	-	-	-	-	-	-	-	-	-	-	-	-	-	-	-	-
CO	5 06 00 000	3,100	-	3,100	-	-	-	-	-	-	-	-	-	-	-	-	-	-	3,100	-	-	-	-
Recapitulation by MFO:																							
MFO 1 - Research and Development Services		15,853	-	15,853	3,963	-	-	-	3,963	3,963	-	-	-	3,963	3,963	-	-	-	3,963	11,890	-	-	-
OF WHICH:																							
Major Programs/Projects																							
KRA No. 3 - Rapid, Inclusive and Sustained Economic Growth																							
Research and Development Services		15,853	-	15,853	3,963	-	-	-	3,963	3,963	-	-	-	3,963	3,963	-	-	-	3,963	11,890	-	-	-

Certified Correct:

Mariene C. Victoria
Administrative Officer V

Certified Correct:

Marisa S. Abad
DC II - Accounting & Control

Recommending Approval:

Andrea S. Agcaoili
Director for Operations & Finance

Approved by:

Gilberto M. Llanto
President