


STATEMENT OF APPROPRIATIONS, ALLOTMENTS, OBLIGATIONS, DISBURSEMENTS AND BALANCES
As of the Quarter Ending December 31, 2016


Department : Budgetary Support to Government Corporations
 Agency : Philippine Institute for Development Studies
 Operating Unit : N/A
 Organization Code (UACS) : 350580000000
 Funding Source Code (as clustered): 01 - Regular Agency Fund
 (e.g. Fund Cluster 101,102,151)


Authorization:01 - Current Year Appropriations

Particulars	UACS CODE	Appropriation		Allotments					Current Year Obligations					Current Year Disbursements				Balances																												
		Approved Appropriation	Adjustments (Transfer)	Adjusted Appropriations	Allotments Received	Adjustments	Transfer To	Transfer From	Adjusted Total Allotments	1st Quarter Ending March	2nd Quarter Ending June 30	3rd Quarter Ending Sept	4th Quarter Ending Dec 31	Total	1st Quarter Ending March	2nd Quarter Ending June 30	3rd Quarter Ending Sept	4th Quarter Ending Dec 31	Total	Unreleased	Unobligated	Unpaid Obligations (15-20) = (23+24)	Due and Demandable (15-20) = (23+24)																							
1	2	3	4	5=(3+4)	6	7	8	9	10=(6+(-)-7)-8+9	11	12	13	14	15=(11+12+13+14)	16	17	18	19	20=(16+17+18+19)	21=(5-10)	22=(10-15)	23	24																							
I. Agency Specific Budget																																														
Subsidies																																														
General Administration and Support	0000010000000000	47,819,000.00		47,819,000.00	47,819,000.00					47,819,000.00	11,955,000.00	11,955,000.00	11,954,000.00	11,955,000.00	47,819,000.00	10,725,000.00	12,151,000.00	11,962,000.00	12,981,000.00	47,819,000.00																										
General Management and Supervision	1030010001000000	47,819,000.00		47,819,000.00	47,819,000.00					47,819,000.00	11,955,000.00	11,955,000.00	11,954,000.00	11,955,000.00	47,819,000.00	10,725,000.00	12,151,000.00	11,962,000.00	12,981,000.00	47,819,000.00																										
MOOE		47,819,000.00		47,819,000.00	47,819,000.00					47,819,000.00	11,955,000.00	11,955,000.00	11,954,000.00	11,955,000.00	47,819,000.00	10,725,000.00	12,151,000.00	11,962,000.00	12,981,000.00	47,819,000.00																										
Support to Operations	0000020000000000	10,000,000.00		10,000,000.00	10,000,000.00					10,000,000.00	2,500,000.00	2,500,000.00	2,500,000.00	2,500,000.00	10,000,000.00	2,485,000.00	2,535,000.00	2,415,000.00	2,585,000.00	10,000,000.00																										
a. Publication, Seminars and Management Systems Services and Project Services																																														
MOOE	1810020001000000	8,000,000.00		8,000,000.00	8,000,000.00					8,000,000.00	2,000,000.00	2,000,000.00	2,000,000.00	2,000,000.00	8,000,000.00	2,000,000.00	2,000,000.00	2,000,000.00	2,000,000.00	8,000,000.00																										
b. Operations of the Philippine APEC Study Center Network (PASCN) created under Administrative Order No. 303 dated November 23, 1996																																														
MOOE	1810020002000000	2,000,000.00		2,000,000.00	2,000,000.00					2,000,000.00	500,000.00	500,000.00	500,000.00	500,000.00	2,000,000.00	485,000.00	535,000.00	415,000.00	585,000.00	2,000,000.00																										
Operations	0000030000000000	15,853,000.00		15,853,000.00	15,853,000.00					15,853,000.00	3,983,000.00	3,983,000.00	3,984,000.00	3,983,000.00	15,853,000.00	3,983,000.00	3,983,000.00	3,984,000.00	3,983,000.00	15,853,000.00																										
MFO 1: RESEARCH AND DEVELOPMENT SERVICES	1880030100000000	15,853,000.00		15,853,000.00	15,853,000.00					15,853,000.00	3,983,000.00	3,983,000.00	3,984,000.00	3,983,000.00	15,853,000.00	3,983,000.00	3,983,000.00	3,984,000.00	3,983,000.00	15,853,000.00																										
MOOE		15,853,000.00		15,853,000.00	15,853,000.00					15,853,000.00	3,983,000.00	3,983,000.00	3,984,000.00	3,983,000.00	15,853,000.00	3,983,000.00	3,983,000.00	3,984,000.00	3,983,000.00	15,853,000.00																										
Sub-Total, Agency-Specific		73,672,000.00		73,672,000.00	73,672,000.00					73,672,000.00	18,418,000.00	18,418,000.00	18,418,000.00	18,418,000.00	73,672,000.00	17,153,000.00	18,649,000.00	18,341,000.00	19,529,000.00	73,672,000.00																										
PS																																														
MOOE		73,672,000.00		73,672,000.00	73,672,000.00					73,672,000.00	18,418,000.00	18,418,000.00	18,418,000.00	18,418,000.00	73,672,000.00	17,153,000.00	18,649,000.00	18,341,000.00	19,529,000.00	73,672,000.00																										
Fin Ex																																														
CO																																														
II. Automatic Appropriations																																														
Sub-Total, Automatic Appropriations																																														
PS																																														
MOOE																																														
Fin Ex																																														
CO																																														
III. Special Purpose Fund																																														
Sub-Total, SPF																																														
PS																																														
MOOE																																														
Fin Ex																																														
CO																																														
GRAND TOTAL		73,672,000.00		73,672,000.00	73,672,000.00					73,672,000.00	18,418,000.00	18,418,000.00	18,418,000.00	18,418,000.00	73,672,000.00	17,153,000.00	18,649,000.00	18,341,000.00	19,529,000.00	73,672,000.00																										
PS																																														
MOOE		73,672,000.00		73,672,000.00	73,672,000.00					73,672,000.00	18,418,000.00	18,418,000.00	18,418,000.00	18,418,000.00	73,672,000.00	17,153,000.00	18,649,000.00	18,341,000.00	19,529,000.00	73,672,000.00																										
Fin Ex																																														
CO																																														

This report was generated using the Unified Reporting System

Certified Correct:

 Laylord Xyrchez R. Tuganas
 DC II - Finance

Certified Correct:

 Marisa S. Abogado
 DC II - Accounting & Control

Recommending Approval:

 Andrea S. Apcaoil
 Department Manager III
 Administrative and Finance Dept.

Approved by:


 Gilberto M. Llanto
 President


STATEMENT OF APPROPRIATIONS, ALLOTMENTS, OBLIGATIONS, DISBURSEMENTS AND BALANCES
As of the Quarter Ending September 30, 2016
(in thousand pesos)


Department: NATIONAL ECONOMIC AND DEVELOPMENT AUTHORITY
Agency: PHILIPPINE INSTITUTE FOR DEVELOPMENT STUDIES
Organization Code (UACS): 35 058 00 00000
Funding Source Code (as clustered): 1 01 277


X	Current Year Appropriations
	Supplemental Appropriations

Particulars	UACS Code	Appropriations			Allotments				Current Year Obligations					Current Year Disbursements				Balances					
		Authorized Appropriation	Adjustments (Transfer To/From, Realignment)	Adjusted Appropriations	Allotments Received	Adjustments (Withdrawal, Realignment)	Transfer To	Transfer From	Adjusted Total Allotments	1st Quarter ending Mar 31	2nd Quarter ending June 30	3rd Quarter ending Sept 30	4th Quarter ending Dec 31	Total	1st Quarter ending Mar 31	2nd Quarter ending June 30	3rd Quarter ending Sept 30	4th Quarter ending Dec 31	Total	Unreleased Appropriations	Unobligated Allotment	Unpaid Obligations (15-20) = (23+24)	
1	2	3	4	5=(3+4)	6	7	8	9	10=[(6+(-)7) 8+9]	11	12	13	14	15=(11+12+13+14)	16	17	18	19	20=(16+17+18+19)	21=(5-10)	22=(10-15)	23	24
I. AGENCY SPECIFIC BUDGET																							
General Administration and Support Services																							
a. General Management and Supervision																							
PS	5 01 00 000																						
MOOE	5 02 00 000	47,819		47,819	35,864				35,864	11,955	11,955	11,954		35,864	10,725	12,151	11,962		34,838	11,955			1,026
Fin Exp.(if applicable)	5 03 00 000																						
CO	5 06 00 000																						
Support to Operations																							
a. Publications, Public Affairs, Management Information Systems and Project Services																							
Phil. APEC Study Center Network (PASCN)																							
PS	5 01 00 000																						
MOOE	5 02 00 000	10,000		10,000	7,500				7,500	2,500	2,500	2,500		7,500	2,465	2,535	2,415		7,415	2,500			85
Fin Exp.(if applicable)	5 03 00 000																						
CO	5 06 00 000																						
Operations																							
MFO 1 - Research and Development Services																							
a. Research Program																							
PS	5 01 00 000																						
MOOE	5 02 00 000	15,853		15,853	11,890				11,890	3,963	3,963	3,964		11,890	3,963	3,963	3,964		11,890	3,963			
Fin Exp.(if applicable)	5 03 00 000																						
CO	5 06 00 000																						
GRAND TOTAL		73,672		73,672	55,254				55,254	18,418	18,418	18,418		55,254	17,153	18,649	18,341		54,143	18,418			1,111
PS	5 01 00 000																						
MOOE	5 02 00 000	73,672		73,672	55,254				55,254	18,418	18,418	18,418		55,254	17,153	18,649	18,341		54,143	18,418			1,111
Fin Exp.(if applicable)	5 03 00 000																						
CO	5 06 00 000																						
Recapitulation by MFO:																							
MFO 1 - Research and Development Services																							
		15,853		15,853	11,890				11,890	3,963	3,963	3,964		11,890	3,963	3,963	3,964		11,890	3,963			
OF WHICH:																							
Major Programs/Projects																							
KRA No. 3 - Rapid, Inclusive and Sustained Economic Growth																							
Research and Development Services																							
		15,853		15,853	11,890				11,890	3,963	3,963	3,964		11,890	3,963	3,963	3,964		11,890	3,963			

Certified Correct:

Laylord Xyrchez R. Taga
DC II - Finance

Certified Correct:

Mirisa S. Abogado
DC I - Accounting & Control

Recommending Approval:

Andrea S. Agcaoli
Director for Operations & Finance

Approved by:

Gilberto M. Llanto
President

STATEMENT OF APPROPRIATIONS, ALLOTMENTS, OBLIGATIONS, DISBURSEMENTS AND BALANCES
As of the Quarter Ending June 30, 2016

Department: NATIONAL ECONOMIC AND DEVELOPMENT AUTHORITY
Agency: PHILIPPINE INSTITUTE FOR DEVELOPMENT STUDIES
Organization Code (UACS): 35 058 00 00000
Funding Source Code (as clustered): 1 01 277

X	Current Year Appropriations
	Supplemental Appropriations

Particulars	UACS Code	Appropriations			Allotments					Current Year Obligations					Current Year Disbursements					Balances			
		Authorized Appropriation	Adjustments (Transfer To/From, Realignment)	Adjusted Appropriations	Allotments Received	Adjustments (Withdrawal, Realignment)	Transfer To	Transfer From	Adjusted Total Allotments	1st Quarter ending Mar 31	2nd Quarter ending June 30	3rd Quarter ending Sept 30	4th Quarter ending Dec 31	Total	1st Quarter ending Mar 31	2nd Quarter ending June 30	3rd Quarter ending Sept 30	4th Quarter ending Dec 31	Total	Unreleased Appropriations	Unobligated Allotment	Unpaid Obligations (15-20) = (23+24)	
1	2	3	4	5=(3+4)	6	7	8	9	10=[(6+(-)7)+8+9]	11	12	13	14	15=(11+12+13+14)	16	17	18	19	20=(16+17+18+19)	21=(5-10)	22=(10-15)	23	24
I. AGENCY SPECIFIC BUDGET																							
General Administration and Support Services																							
a. General Management and Supervision																							
PS	5 01 00 000	6,096		6,096	6,096	-			6,096	2,668	3,430			6,096	2,668	3,430			6,096	-	-	-	
MOOE	5 02 00 000	40,908		40,908	17,346				17,346	9,226	8,120			17,346	7,996	8,316			16,312	23,562	-	-	1,034
Fin Exp.(if applicable)	5 03 00 000	100		100	32				32	19	13			32	19	13			32	68	-	-	
CO	5 06 00 000	715		715	436				436	44	392			436	44	392			436	279	-	-	
Support to Operations																							
a. Publications, Public Affairs, Management Information Systems and Project Services																							
b. Phil. APEC Study Center Newtork (PASCN)																							
PS	5 01 00 000	6,680		6,680	3,549				3,549	1,881	1,668			3,549	1,881	1,668			3,549	3,131	-	-	
MOOE	5 02 00 000	2,120		2,120	1,295				1,295	619	878			1,295	584	711			1,285	825	-	-	
Fin Exp.(if applicable)	5 03 00 000	-		-	-				-	-	-			-	-	-			-	-	-	-	
CO	5 06 00 000	1,200		1,200	156				156	-	156			156	-	156			156	1,044	-	-	
Operations																							
MFO 1 - Research and Development Services																							
a. Research Program																							
PS	5 01 00 000	13,009		13,009	7,062				7,062	3,517	3,545			7,062	3,517	3,545			7,062	5,947	-	-	
MOOE	5 02 00 000	1,075		1,075	864				864	446	418			864	446	418			864	211	-	-	
Fin Exp.(if applicable)	5 03 00 000	-		-	-				-	-	-			-	-	-			-	-	-	-	
CO	5 06 00 000	1,769		1,769	-				-	-	-			-	-	-			-	1,769	-	-	
GRAND TOTAL																							
PS	5 01 00 000	73,672		73,672	36,836				36,836	18,418	18,418			36,836	17,153	18,649			35,802	36,836	-	-	1,034
MOOE	5 02 00 000	25,785		25,785	16,707				16,707	8,064	8,643			16,707	8,064	8,643			16,707	9,078	-	-	
Fin Exp.(if applicable)	5 03 00 000	44,103		44,103	19,505				19,505	10,291	9,214			19,505	9,026	9,445			18,471	24,598	-	-	1,034
CO	5 06 00 000	100		100	32				32	19	13			32	19	13			32	68	-	-	
CO	5 06 00 000	3,684		3,684	592				592	44	548			592	44	548			592	3,092	-	-	
Recapitulation by MFO:																							
MFO 1 - Research and Development Services																							
		15,853		15,853	7,926				7,926	3,963	3,963			7,926	3,963	3,963			7,926	7,927	-	-	
OF WHICH:																							
Major Programs/Projects																							
KRA No. 3 - Rapid, Inclusive and Sustained Economic Growth																							
Research and Development Services																							
		15,853		15,853	7,926				7,926	3,963	3,963			7,926	3,963	3,963			7,926	7,927	-	-	

Certified Correct:
Laylord Xyrchez R. Teganas
DC II - Finance

Certified Correct:
Marisa S. Abogado
DC II - Accounting & Control

Recommending Approval:
Andrea S. Aguilari
Director for Operations & Finance

Approved by:
Gilberto M. Lianto
President

STATEMENT OF APPROPRIATIONS, ALLOTMENTS, OBLIGATIONS, DISBURSEMENTS AND BALANCES
As of the Quarter Ending March 31, 2016

Department: NATIONAL ECONOMIC AND DEVELOPMENT AUTHORITY
Agency: PHILIPPINE INSTITUTE FOR DEVELOPMENT STUDIES
Organization Code (UACS): 35 058 00 00000
Funding Source Code (as clustered): 1 01 277

X	Current Year Appropriations
	Supplemental Appropriations

Particulars	UACS Code	Appropriations				Allotments				Current Year Obligations					Current Year Disbursements					Balances													
		Authorized Appropriation	Adjustments (Transfer To/From, Realignment)	Adjusted Appropriations	Allotments Received	Adjustments (Withdrawal, Realignment)	Transfer To	Transfer From	Adjusted Total Allotments	1st Quarter ending Mar 31	2nd Quarter ending June 30	3rd Quarter ending Sept 30	4th Quarter ending Dec 31	Total	1st Quarter ending Mar 31	2nd Quarter ending June 30	3rd Quarter ending Sept 30	4th Quarter ending Dec 31	Total	Unreleased Appropriations	Unobligated Allotment	Unpaid Obligations (15-20) = (23+24)											
1	2	3	4	5=(3+4)	6	7	8	9	10=[(6+(-)7)+8]	11	12	13	14	15=(11+12+13+14)	16	17	18	19	20=(16+17+18+19)	21=(5-10)	22=(10-15)	23	24										
I. AGENCY SPECIFIC BUDGET																																	
General Administration and Support Services				47,819						11,955					11,955	11,955					11,955	10,725				10,725	35,864				1,230		
a. General Management and Supervision																																	
PS	5 01 00 000	4,288		4,288	2,666					2,666	2,666			2,666	2,666							2,666	1,622										
MOOE	5 02 00 000	42,716		42,716	9,226					9,226	9,226			9,226	7,996							7,996	33,490								1,230		
Fin Exp.(if applicable)	5 03 00 000	100		100	19					19	19			19	19							19	81										
CO	5 06 00 000	715		715	44					44	44			44	44							44	671										
Support to Operations				10,000						2,500	2,500				2,465	2,465						2,465	7,500								35		
a. Publications, Public Affairs, Management Information Systems and Project Services																																	
b. Phil. APEC Study Center Network (PASCN)																																	
PS	5 01 00 000	6,880		6,880	1,881					1,881	1,881			1,881	1,881							1,881	4,799										
MOOE	5 02 00 000	2,520		2,520	619					619	619			619	584							584	1,901								35		
Fin Exp.(if applicable)	5 03 00 000	-		-	-					-	-			-	-							-	-										
CO	5 06 00 000	800		800	-					-	-			-	-							-	800										
Operations				15,853						3,963	3,963				3,963	3,963						3,963	11,890										
MFO 1 - Research and Development Services																																	
a. Research Program																																	
PS	5 01 00 000	9,512		9,512	3,517					3,517	3,517			3,517	3,517							3,517	5,995										
MOOE	5 02 00 000	4,756		4,756	446					446	446			446	446							446	4,310										
Fin Exp.(if applicable)	5 03 00 000	-		-	-					-	-			-	-							-	-										
CO	5 06 00 000	1,585		1,585	-					-	-			-	-							-	1,585										
GRAND TOTAL				73,672						18,418	18,418				17,153	17,153						17,153	55,254								1,265		
PS	5 01 00 000	20,480		20,480	8,064					8,064	8,064			8,064	8,064							8,064	12,416										
MOOE	5 02 00 000	49,992		49,992	10,291					10,291	10,291			10,291	9,026							9,026	39,701									1,265	
Fin Exp.(if applicable)	5 03 00 000	100		100	19					19	19			19	19							19	81										
CO	5 06 00 000	3,100		3,100	44					44	44			44	44							44	3,056										
Recapitulation by MFO:																																	
MFO 1 - Research and Development Services				15,853						3,963	3,963				3,963	3,963						3,963	11,890										
OF WHICH:																																	
Major Programs/Projects																																	
KRA No. 3 - Rapid, Inclusive and Sustained Economic Growth																																	
Research and Development Services				15,853						3,963	3,963				3,963	3,963						3,963	11,890										

Certified Correct:

Laylord Xyrchez R. Tegaganas
DC II - Finance

Certified Correct:

Marisa S. Bogado
DC II - Accounting & Control

Recommending Approval:

Andrea S. Agcaoili
Director for Operations & Finance

Approved by:

Gilberto M. Lianto
President