


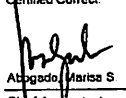
STATEMENT OF APPROPRIATIONS, ALLOTMENTS, OBLIGATIONS, DISBURSEMENTS AND BALANCES  
As of the Quarter Ending June 30, 2019


Authorization: D1 - Current Year Appropriations  
Report Status: SUBMITTED

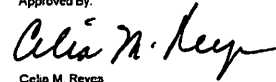
Department: Budgetary Support to Government Corporations  
Agency: Philippine Institute for Development Studies  
Generating Unit: N/A  
Organization Code (UACS): 350580000000  
Funding Cluster: 01 - Regular Agency Fund

Particulars	UACS CODE	Appropriation			Allotments					Current Year Obligations					Current Year Disbursements					Balances				
		Authorized Appropriation	Adjustments (Transfer To/From Realignment)	Adjusted Appropriations	Allotments Received	Adjustments (Withdrawal, Realignment)	Transfer To	Transfer From	Adjusted Total Allotments	1st Quarter Ending March 31	2nd Quarter Ending June 30	3rd Quarter Ending Sept. 30	4th Quarter Ending Dec. 31	Total	1st Quarter Ending March 31	2nd Quarter Ending June 30	3rd Quarter Ending Sept. 30	4th Quarter Ending Dec. 31	Total	Unreleased Appropriations	Unobligated Allotment	Unpaid Obligations (15-20) = (23+24)		
1	2	3	4	5=(3+4)	6	7	8	9	10=(6+(-)-7)-8+9	11	12	13	14	15=(11+12+13+14)	16	17	18	19	20=(16+17+18+19)	21=(5-10)	22=(10-15)	23	24	
Agency Specific Budget																								
Subtotal	01101277																							
General Administration and Support	1000000000000000	80,926,000.00		80,926,000.00	23,910,000.00				23,910,000.00	11,955,000.00	11,955,000.00			23,910,000.00	11,955,000.00	11,955,000.00			23,910,000.00	57,018,000.00				
General Management and Supervision	100000100001000	80,926,000.00		80,926,000.00	23,910,000.00				23,910,000.00	11,955,000.00	11,955,000.00			23,910,000.00	11,955,000.00	11,955,000.00			23,910,000.00	57,018,000.00				
MOOE		80,926,000.00		80,926,000.00	23,910,000.00				23,910,000.00	11,955,000.00	11,955,000.00			23,910,000.00	11,955,000.00	11,955,000.00			23,910,000.00	57,018,000.00				
Support to Operations	2000000000000000	10,300,000.00		10,300,000.00	5,000,000.00				5,000,000.00	2,500,000.00	2,500,000.00			5,000,000.00	2,500,000.00	2,500,000.00			5,000,000.00	5,300,000.00				
a. Publication, Seminars and Management Systems Services and Project Services	200000100001000	8,240,000.00		8,240,000.00	4,000,000.00				4,000,000.00	2,000,000.00	2,000,000.00			4,000,000.00	2,000,000.00	2,000,000.00			4,000,000.00	4,240,000.00				
MOOE		8,240,000.00		8,240,000.00	4,000,000.00				4,000,000.00	2,000,000.00	2,000,000.00			4,000,000.00	2,000,000.00	2,000,000.00			4,000,000.00	4,240,000.00				
b. Operations of the Philippine APEC Study Center Network (PASCN) created under Administrative Order No. 303 dated November 23, 1996	200000100002000	2,060,000.00		2,060,000.00	1,000,000.00				1,000,000.00	500,000.00	500,000.00			1,000,000.00	500,000.00	500,000.00			1,000,000.00	1,060,000.00				
MOOE		2,060,000.00		2,060,000.00	1,000,000.00				1,000,000.00	500,000.00	500,000.00			1,000,000.00	500,000.00	500,000.00			1,000,000.00	1,060,000.00				
Operations	3000000000000000	74,468,000.00		74,468,000.00	36,996,000.00				36,996,000.00	18,498,000.00	18,498,000.00			36,996,000.00	11,633,415.79	14,931,597.60			25,565,013.39	37,472,000.00			10,430,986.61	
OO: Government policies and services sought the aid of policy research, improved																								
SOCIO-ECONOMIC POLICY RESEARCH PROGRAM	300000100001000	74,468,000.00		74,468,000.00	36,996,000.00				36,996,000.00	18,498,000.00	18,498,000.00			36,996,000.00	11,633,415.79	14,931,597.60			25,565,013.39	37,472,000.00			10,430,986.61	
Conduct of policy research		74,468,000.00		74,468,000.00	36,996,000.00				36,996,000.00	18,498,000.00	18,498,000.00			36,996,000.00	11,633,415.79	14,931,597.60			25,565,013.39	37,472,000.00			10,430,986.61	
MOOE		74,468,000.00		74,468,000.00	36,996,000.00				36,996,000.00	18,498,000.00	18,498,000.00			36,996,000.00	11,633,415.79	14,931,597.60			25,565,013.39	37,472,000.00			10,430,986.61	
Sub-Total, Agency-Specific		165,694,000.00		165,694,000.00	65,906,000.00				65,906,000.00	32,953,000.00	32,953,000.00			65,906,000.00	26,088,415.79	29,386,597.60			55,475,013.39	99,788,000.00			10,430,986.61	
MOOE		165,694,000.00		165,694,000.00	65,906,000.00				65,906,000.00	32,953,000.00	32,953,000.00			65,906,000.00	26,088,415.79	29,386,597.60			55,475,013.39	99,788,000.00			10,430,986.61	
in Ex																								
OO																								
Automatic Appropriations																								
Sub-Total, Automatic Appropriations																								
Special Purpose Fund																								
Sub-Total, SPF																								
GRAND TOTAL		165,694,000.00		165,694,000.00	65,906,000.00				65,906,000.00	32,953,000.00	32,953,000.00			65,906,000.00	26,088,415.79	29,386,597.60			55,475,013.39	99,788,000.00			10,430,986.61	
MOOE		165,694,000.00		165,694,000.00	65,906,000.00				65,906,000.00	32,953,000.00	32,953,000.00			65,906,000.00	26,088,415.79	29,386,597.60			55,475,013.39	99,788,000.00			10,430,986.61	
in Ex																								
OO																								

Certified Correct:  
  
Laganas, Layford Xyromez  
Budget Officer / Division Chief Finance  
Date: 8/Jul/2019

Certified Correct:  
  
Abogado, Marisa S.  
Chief Accountant  
Date: 8/Jul/2019

Recommended By:  
  
Agceor, Andrea S.  
Director, FMS  
Date: 11/Jul/2019

Approved By:  
  
Celia M. Reyes  
Head of Agency or Authorized Representative  
Date: 11/Jul/2019