

STATEMENT OF APPROPRIATIONS, ALLOTMENTS, OBLIGATIONS, DISBURSEMENTS AND BALANCES  
As at the Quarter Ending June 30, 2020

Department : Budgetary Support to Government Corporations  
Agency/Entity : Philippine Institute for Development Studies  
Operating Unit : < not applicable >  
Organization Code : 35 058 0000000  
Fund Cluster : 01 Regular Agency Fund

X	Current Year Appropriations
	Supplemental
	Continuing Appropriations

(e.g. UACS Fund Cluster: 01-Regular Agency Fund, 02-Foreign Assisted Projects Fund, 03-Special Account-Locally Funded/Domestic Grants Fund, and 04-Special Account-Foreign Assisted/Foreign Grants Fund)


Particulars	UACS CODE	Appropriations		Allotments		Current Year Obligations					Current Year Disbursements					Balances							
		Authorized Appropriations	Adjustments (Transfer To/From, Modifications)	Adjusted Appropriations	Allotments Received	Adjustments (Reductions, Modifications, Augmentations)	Transfer To	Transfer From	Adjusted Total Allotments	1st Quarter Ending March 31	2nd Quarter Ending June 30	3rd Quarter Ending Sept. 30	4th Quarter Ending Dec. 31	TOTAL	1st Quarter Ending March 31	2nd Quarter Ending June 30	3rd Quarter Ending Sept. 30	4th Quarter Ending Dec. 31	TOTAL	Unreleased Apprs	Unobligated Allotments	Unpaid Obligations (15-20)=(23-24)	
		3	4	5=(3+4)	6	7	8	9	10=(9-(17)+9-9)	11	12	13	14	15=(11+12+13+14)	16	17	18	19	20=(16+17+18+19)	21	22	23	24
1 Agency Specific Budget		322,294,000.00	0.00	322,294,000.00	290,864,400.00	0.00	0.00	0.00	290,864,400.00	80,574,000.00	80,574,000.00	0.00	0.00	161,148,000.00	7,886,000.00	38,076,111.00	0.00	0.00	48,068,111.00	31,429,600.00	129,746,400.00	0.00	115,079,889.00
General Administration and Support	1000000000000000	243,399,000.00	0.00	243,399,000.00	243,399,000.00	0.00	0.00	0.00	243,399,000.00	73,986,000.00	96,489,000.00	0.00	0.00	130,467,000.00	1,422,000.00	15,296,000.00	0.00	0.00	16,677,000.00	0.00	112,832,000.00	0.00	113,790,000.00
General Management and Supervision	100000100001000	243,399,000.00	0.00	243,399,000.00	243,399,000.00	0.00	0.00	0.00	243,399,000.00	73,986,000.00	96,489,000.00	0.00	0.00	130,467,000.00	1,422,000.00	15,296,000.00	0.00	0.00	16,677,000.00	0.00	112,832,000.00	0.00	113,790,000.00
MOOE		243,399,000.00	0.00	243,399,000.00	243,399,000.00	0.00	0.00	0.00	243,399,000.00	73,986,000.00	96,489,000.00	0.00	0.00	130,467,000.00	1,422,000.00	15,296,000.00	0.00	0.00	16,677,000.00	0.00	112,832,000.00	0.00	113,790,000.00
Sub-Total, General Administration and Support		243,399,000.00	0.00	243,399,000.00	243,399,000.00	0.00	0.00	0.00	243,399,000.00	73,986,000.00	96,489,000.00	0.00	0.00	130,467,000.00	1,422,000.00	15,296,000.00	0.00	0.00	16,677,000.00	0.00	112,832,000.00	0.00	113,790,000.00
PS		0.00	0.00	0.00	0.00	0.00	0.00	0.00	0.00	0.00	0.00	0.00	0.00	0.00	0.00	0.00	0.00	0.00	0.00	0.00	0.00	0.00	0.00
MOOE		243,399,000.00	0.00	243,399,000.00	243,399,000.00	0.00	0.00	0.00	243,399,000.00	73,986,000.00	96,489,000.00	0.00	0.00	130,467,000.00	1,422,000.00	15,296,000.00	0.00	0.00	16,677,000.00	0.00	112,832,000.00	0.00	113,790,000.00
PFA (if Applicable)		0.00	0.00	0.00	0.00	0.00	0.00	0.00	0.00	0.00	0.00	0.00	0.00	0.00	0.00	0.00	0.00	0.00	0.00	0.00	0.00	0.00	0.00
CO		0.00	0.00	0.00	0.00	0.00	0.00	0.00	0.00	0.00	0.00	0.00	0.00	0.00	0.00	0.00	0.00	0.00	0.00	0.00	0.00	0.00	0.00
Support to Operations	2000000000000000	10,808,000.00	0.00	10,808,000.00	5,429,028.00	0.00	0.00	0.00	5,429,028.00	868,000.00	3,240,000.00	0.00	0.00	4,128,000.00	865,000.00	3,102,800.00	0.00	0.00	3,967,800.00	5,179,872.00	1,304,628.00	0.00	137,100.00
Publication, Seminars and Management Systems and Project Services	200000100001000	8,487,000.00	0.00	8,487,000.00	3,807,028.00	0.00	0.00	0.00	3,807,028.00	708,000.00	2,982,000.00	0.00	0.00	3,900,000.00	708,000.00	2,982,000.00	0.00	0.00	3,900,000.00	4,679,872.00	507,028.00	0.00	0.00
MOOE		8,487,000.00	0.00	8,487,000.00	3,807,028.00	0.00	0.00	0.00	3,807,028.00	708,000.00	2,982,000.00	0.00	0.00	3,900,000.00	708,000.00	2,982,000.00	0.00	0.00	3,900,000.00	4,679,872.00	507,028.00	0.00	0.00
Operations of the Philippine APEC Study Center Network (PASCN)	200000100002000	2,122,000.00	0.00	2,122,000.00	1,622,000.00	0.00	0.00	0.00	1,622,000.00	177,000.00	868,000.00	0.00	0.00	829,000.00	177,000.00	810,800.00	0.00	0.00	967,800.00	500,000.00	797,000.00	0.00	137,100.00
MOOE		2,122,000.00	0.00	2,122,000.00	1,622,000.00	0.00	0.00	0.00	1,622,000.00	177,000.00	868,000.00	0.00	0.00	829,000.00	177,000.00	810,800.00	0.00	0.00	967,800.00	500,000.00	797,000.00	0.00	137,100.00
Sub-Total, Support to Operations		10,808,000.00	0.00	10,808,000.00	5,429,028.00	0.00	0.00	0.00	5,429,028.00	868,000.00	3,240,000.00	0.00	0.00	4,128,000.00	865,000.00	3,102,800.00	0.00	0.00	3,967,800.00	5,179,872.00	1,304,628.00	0.00	137,100.00
PS		0.00	0.00	0.00	0.00	0.00	0.00	0.00	0.00	0.00	0.00	0.00	0.00	0.00	0.00	0.00	0.00	0.00	0.00	0.00	0.00	0.00	0.00
MOOE		10,808,000.00	0.00	10,808,000.00	5,429,028.00	0.00	0.00	0.00	5,429,028.00	868,000.00	3,240,000.00	0.00	0.00	4,128,000.00	865,000.00	3,102,800.00	0.00	0.00	3,967,800.00	5,179,872.00	1,304,628.00	0.00	137,100.00
PFA (if Applicable)		0.00	0.00	0.00	0.00	0.00	0.00	0.00	0.00	0.00	0.00	0.00	0.00	0.00	0.00	0.00	0.00	0.00	0.00	0.00	0.00	0.00	0.00
CO		0.00	0.00	0.00	0.00	0.00	0.00	0.00	0.00	0.00	0.00	0.00	0.00	0.00	0.00	0.00	0.00	0.00	0.00	0.00	0.00	0.00	0.00
Operations	3000000000000000	88,298,000.00	0.00	88,298,000.00	42,036,372.00	0.00	0.00	0.00	42,036,372.00	5,891,000.00	20,868,000.00	0.00	0.00	26,956,000.00	5,891,000.00	19,712,211.00	0.00	0.00	25,403,211.00	26,249,628.00	15,480,372.00	0.00	1,152,789.00
GO Government policies and services through the use of policy research, organized		88,298,000.00	0.00	88,298,000.00	42,036,372.00	0.00	0.00	0.00	42,036,372.00	5,891,000.00	20,868,000.00	0.00	0.00	26,956,000.00	5,891,000.00	19,712,211.00	0.00	0.00	25,403,211.00	26,249,628.00	15,480,372.00	0.00	1,152,789.00
SOCO-ECONOMIC POLICY RESEARCH PROGRAM		88,298,000.00	0.00	88,298,000.00	42,036,372.00	0.00	0.00	0.00	42,036,372.00	5,891,000.00	20,868,000.00	0.00	0.00	26,956,000.00	5,891,000.00	19,712,211.00	0.00	0.00	25,403,211.00	26,249,628.00	15,480,372.00	0.00	1,152,789.00
Conduct of policy research	310100100001000	88,298,000.00	0.00	88,298,000.00	42,036,372.00	0.00	0.00	0.00	42,036,372.00	5,891,000.00	20,868,000.00	0.00	0.00	26,956,000.00	5,891,000.00	19,712,211.00	0.00	0.00	25,403,211.00	26,249,628.00	15,480,372.00	0.00	1,152,789.00
MOOE		88,298,000.00	0.00	88,298,000.00	42,036,372.00	0.00	0.00	0.00	42,036,372.00	5,891,000.00	20,868,000.00	0.00	0.00	26,956,000.00	5,891,000.00	19,712,211.00	0.00	0.00	25,403,211.00	26,249,628.00	15,480,372.00	0.00	1,152,789.00

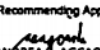
Department : Budgetary Support to Government Corporations  
 Agency/Entity : Philippine Institute for Development Studies  
 Operating Unit : < not applicable >  
 Organization Code : 35 058 000000  
 Fund Cluster : 01 Regular Agency Fund  
 (e.g. UACS Fund Cluster: 01-Regular Agency Fund, 02-Foreign Assisted Projects Fund, 03-Special Account-Locally Funded/Domestic Grants Fund, and 04-Special Account-Foreign Assisted/Foreign Grants Fund)

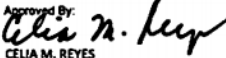
X	Current Year Appropriations
	Supplemental
	Continuing Appropriations

Particulars	UACS CODE	Appropriations			Allocations			Current Year Obligations							Current Year Disbursements				Balances				
		Authorized Appropriations	Adjustments (Transfer To/From, Modifications)	Adjusted Appropriations	Allocations Received	Adjustments (Reductions, Modifications, Augmentations)	Transfer To	Transfer From	Adjusted Total Allocations	1st Quarter Ending March 31	2nd Quarter Ending June 30	3rd Quarter Ending Sept 30	4th Quarter Ending Dec 31	TOTAL	1st Quarter Ending March 31	2nd Quarter Ending June 30	3rd Quarter Ending Sept 30	4th Quarter Ending Dec 31	TOTAL	Unreleased Appro	Unobligated Allocations	Unpaid Obligations (15-20)+(23-24)	
		3	4	5=(3+4)	6	7	8	9	10=[(9)-(7)-(8)+9]	11	12	13	14	15=(11+12+13+14)	16	17	18	19	20=(16+17+18+19)	21	22	23	24
Sub-Total: Operations		68,286,000.00	0.00	68,286,000.00	42,036,372.00	0.00	0.00	0.00	42,036,372.00	5,691,000.00	23,865,000.00	0.00	0.00	29,556,000.00	5,691,000.00	19,712,211.00	0.00	0.00	25,403,211.00	26,249,628.00	15,480,372.00	0.00	1,152,789.00
PS		0.00	0.00	0.00	0.00	0.00	0.00	0.00	0.00	0.00	0.00	0.00	0.00	0.00	0.00	0.00	0.00	0.00	0.00	0.00	0.00	0.00	0.00
MOOE		68,286,000.00	0.00	68,286,000.00	42,036,372.00	0.00	0.00	0.00	42,036,372.00	5,691,000.00	23,865,000.00	0.00	0.00	29,556,000.00	5,691,000.00	19,712,211.00	0.00	0.00	25,403,211.00	26,249,628.00	15,480,372.00	0.00	1,152,789.00
PhEs (if Applicable)		0.00	0.00	0.00	0.00	0.00	0.00	0.00	0.00	0.00	0.00	0.00	0.00	0.00	0.00	0.00	0.00	0.00	0.00	0.00	0.00	0.00	0.00
CO		0.00	0.00	0.00	0.00	0.00	0.00	0.00	0.00	0.00	0.00	0.00	0.00	0.00	0.00	0.00	0.00	0.00	0.00	0.00	0.00	0.00	0.00
Sub-Total: Agency Specific Budget		322,294,000.00	0.00	322,294,000.00	290,864,400.00	0.00	0.00	0.00	290,864,400.00	80,574,000.00	80,574,000.00	0.00	0.00	161,148,000.00	7,986,000.00	38,070,111.00	0.00	0.00	46,066,111.00	31,429,800.00	129,746,400.00	0.00	115,079,889.00
PS		0.00	0.00	0.00	0.00	0.00	0.00	0.00	0.00	0.00	0.00	0.00	0.00	0.00	0.00	0.00	0.00	0.00	0.00	0.00	0.00	0.00	0.00
MOOE		322,294,000.00	0.00	322,294,000.00	290,864,400.00	0.00	0.00	0.00	290,864,400.00	80,574,000.00	80,574,000.00	0.00	0.00	161,148,000.00	7,986,000.00	38,070,111.00	0.00	0.00	46,066,111.00	31,429,800.00	129,746,400.00	0.00	115,079,889.00
PhEs (if Applicable)		0.00	0.00	0.00	0.00	0.00	0.00	0.00	0.00	0.00	0.00	0.00	0.00	0.00	0.00	0.00	0.00	0.00	0.00	0.00	0.00	0.00	0.00
CO		0.00	0.00	0.00	0.00	0.00	0.00	0.00	0.00	0.00	0.00	0.00	0.00	0.00	0.00	0.00	0.00	0.00	0.00	0.00	0.00	0.00	0.00
GRAND TOTAL		322,294,000.00	0.00	322,294,000.00	290,864,400.00	0.00	0.00	0.00	290,864,400.00	80,574,000.00	80,574,000.00	0.00	0.00	161,148,000.00	7,986,000.00	38,070,111.00	0.00	0.00	46,066,111.00	31,429,800.00	129,746,400.00	0.00	115,079,889.00
MOOE		322,294,000.00	0.00	322,294,000.00	290,864,400.00	0.00	0.00	0.00	290,864,400.00	80,574,000.00	80,574,000.00	0.00	0.00	161,148,000.00	7,986,000.00	38,070,111.00	0.00	0.00	46,066,111.00	31,429,800.00	129,746,400.00	0.00	115,079,889.00
Recapitulation by OO																							
Agency Specific Budget		68,286,000.00	0.00	68,286,000.00	42,036,372.00	0.00	0.00	0.00	42,036,372.00	5,691,000.00	23,865,000.00	0.00	0.00	29,556,000.00	5,691,000.00	19,712,211.00	0.00	0.00	25,403,211.00	26,249,628.00	15,480,372.00	0.00	1,152,789.00
SOCIO-ECONOMIC POLICY RESEARCH PROGRAM		68,286,000.00	0.00	68,286,000.00	42,036,372.00	0.00	0.00	0.00	42,036,372.00	5,691,000.00	23,865,000.00	0.00	0.00	29,556,000.00	5,691,000.00	19,712,211.00	0.00	0.00	25,403,211.00	26,249,628.00	15,480,372.00	0.00	1,152,789.00

Certified Correct:  
  
 LAYLORD XYCHEZ R. TAGANAS  
 Division Chief-Finance  
 Date: 03/Jul/2020

Certified Correct:  
  
 MARISA S. ABOGADO  
 Chief Accountant  
 Date: 03/Jul/2020

Recommending Approval:  
  
 ANORELA AGCAOILI  
 Director, FMS  
 Date: 08/Jul/2020

Approved By:  
  
 CELIA M. REYES  
 President  
 Date: 08/Jul/2020