

QUARTERLY PHYSICAL REPORT OF OPERATION

As of September 30, 2020

Department : Budgetary Support to Government Corporations
 Agency : Philippine Institute for Development Studies
 Operating Unit : < not applicable >
 Organization Code (UACS) : 35 058 0000000

Particulars	UACS CODE	Physical Target (Budget Year)					Physical Accomplishment (Budget Year)					Variance	Remarks
		1st Quarter	2nd Quarter	3rd Quarter	4th Quarter	Total	1st Quarter	2nd Quarter	3rd Quarter	4th Quarter	Total		
1	2	3	4	5	6	7	8	9	10	11	12	13	14
SOCIO-ECONOMIC POLICY RESEARCH PROGRAM	31010000000000												
OO : Government policies and services, through the aid of													
FY 2018 Outcome Indicator							0	0	0	0	0		
Percentage of research projects completed within							0	0	0	0	0		
the last 3 years approved and utilized by policy							0	0	0	0	0		
makers/government agencies/stakeholders						N/A	0	0	0	0	0		
FY 2019 Outcome Indicator							0	0	0	0	0		
Percentage of research projects completed within							0	0	0	0	0		
3 years that has contributed to policy/program							0	0	0	0	0		
formulation, implementation, and evaluation		50%	50%	50%	50%	50%	100%	100%	100%	0	100%		
Output Indicators							0	0	0	0	0		
1.Number of research studies completed within the year		1	2	3	28	34	8	12	3	0	23		
2.Percentage of research projects completed within							0	0	0	0	0		
the last 3 years submitted/presented to policymakers							0	0	0	0	0		
and/or cited in an internationally referred or PIDS							0	0	0	0	0		
recognized journal		100%	100%	100%	100%	100%	100%	98%	100%	0	100%		

Prepared By: Renee C. Ajayi
 RENEE ANN JOLINA C. AJAYI
 Director, FMS
 Date: 2020-10-07

In coordination with: Andrea S. Abcaoil
 ANDREA S. ABCAOILI
 Director, FMS
 Date: 2020-10-12

Approved By: Celia M. Reyes
 CELIA M. REYES
 President
 Date: 2020-10-12

STATEMENT OF APPROPRIATIONS, ALLOTMENTS, OBLIGATIONS, DISBURSEMENTS AND BALANCES
As at the Quarter Ending September 30, 2020

Department : Budgetary Support to Government Corporations
Agency/Entity : Philippine Institute for Development Studies
Operating Unit : < not applicable >
Organization Code : 35 058 000000
Fund Cluster : 01 Regular Agency Fund
(e.g. UAACS Fund Cluster: 01-Regular Agency Fund, 02-Foreign Assisted Projects Fund, 03-Special Account-Locally Funded/Domestic Grants Fund, and 04-Special Account-Foreign Assisted/Foreign Grants Fund)

X Current Year Appropriations
Supplemental
Continuing Appropriations

Particulars	UAACS CODE	Appropriations					Allotments				Current Year Obligations					Current Year Disbursements					Balances			
		Authorized Appropriations	Adjustments (Transfer To/From, Modifications)	Adjusted Appropriations	Allotments Received	Adjustments (Reductions, Modifications/ Augmentations)	Transfer To	Transfer From	Adjusted Total Allotments	1st Quarter Ending March 31	2nd Quarter Ending June 30	3rd Quarter Ending Sept. 30	4th Quarter Ending Dec. 31	TOTAL	1st Quarter Ending March 31	2nd Quarter Ending June 30	3rd Quarter Ending Sept. 30	4th Quarter Ending Dec. 31	TOTAL	Unreleased Appro	Unobligated Allotments	Unpaid Obligations (15-20)+(23-24)		
		3	4	5=(3+4)	6	7	8	9	10=(8+9)	11	12	13	14	15=(11+12+13+14)	16	17	18	19	20=(16+17+18+19)	21	22	23	24	
Agency Specific Budget		222,254,000.00	(3,129,000.00)	219,125,000.00	220,884,429.00	0.00	0.00	219,125,000.00	82,574,000.00	82,574,000.00	84,289,000.00	0.00	226,027,000.00	7,886,000.00	36,876,111.00	38,243,223.00	0.00	83,011,334.00	0.00	84,287,000.00	0.00	142,365,666.00		
General Administration and Support	10000000000000	243,399,000.00	0.00	243,399,000.00	243,399,000.00	0.00	0.00	243,399,000.00	73,998,000.00	86,469,000.00	86,469,000.00	0.00	146,936,000.00	1,422,000.00	15,258,000.00	27,490,891.00	0.00	44,137,891.00	0.00	58,864,000.00	0.00	142,791,789.00		
General Management and Supervision	10000000000000	243,399,000.00	0.00	243,399,000.00	243,399,000.00	0.00	0.00	243,399,000.00	73,998,000.00	86,469,000.00	86,469,000.00	0.00	146,936,000.00	1,422,000.00	15,258,000.00	27,490,891.00	0.00	44,137,891.00	0.00	58,864,000.00	0.00	142,791,789.00		
MODE		243,399,000.00	0.00	243,399,000.00	243,399,000.00	0.00	0.00	243,399,000.00	73,998,000.00	86,469,000.00	86,469,000.00	0.00	146,936,000.00	1,422,000.00	15,258,000.00	27,490,891.00	0.00	44,137,891.00	0.00	58,864,000.00	0.00	142,791,789.00		
Sub-Total: General Administration and Support		243,399,000.00	0.00	243,399,000.00	243,399,000.00	0.00	0.00	243,399,000.00	73,998,000.00	86,469,000.00	86,469,000.00	0.00	146,936,000.00	1,422,000.00	15,258,000.00	27,490,891.00	0.00	44,137,891.00	0.00	58,864,000.00	0.00	142,791,789.00		
PS		0.00	0.00	0.00	0.00	0.00	0.00	0.00	0.00	0.00	0.00	0.00	0.00	0.00	0.00	0.00	0.00	0.00	0.00	0.00	0.00	0.00		
MODE		243,399,000.00	0.00	243,399,000.00	243,399,000.00	0.00	0.00	243,399,000.00	73,998,000.00	86,469,000.00	86,469,000.00	0.00	146,936,000.00	1,422,000.00	15,258,000.00	27,490,891.00	0.00	44,137,891.00	0.00	58,864,000.00	0.00	142,791,789.00		
FuEs (if Applicable)		0.00	0.00	0.00	0.00	0.00	0.00	0.00	0.00	0.00	0.00	0.00	0.00	0.00	0.00	0.00	0.00	0.00	0.00	0.00	0.00	0.00		
CD		0.00	0.00	0.00	0.00	0.00	0.00	0.00	0.00	0.00	0.00	0.00	0.00	0.00	0.00	0.00	0.00	0.00	0.00	0.00	0.00	0.00		
Support to Operations	20000000000000	10,698,000.00	(5,178,972.00)	5,429,028.00	5,429,028.00	0.00	0.00	5,429,028.00	885,000.00	3,240,000.00	891,000.00	0.00	4,776,000.00	885,000.00	3,162,800.00	589,543.00	0.00	4,877,443.00	0.00	653,028.00	0.00	198,547.00		
Publications, Seminars and Management Systems and Project Services	20000000000000	8,487,000.00	(4,878,972.00)	3,607,028.00	3,607,028.00	0.00	0.00	3,607,028.00	708,000.00	2,882,000.00	252,000.00	0.00	3,682,000.00	708,000.00	2,582,000.00	252,000.00	0.00	3,582,000.00	0.00	258,028.00	0.00	0.00		
MODE		8,487,000.00	(4,878,972.00)	3,607,028.00	3,607,028.00	0.00	0.00	3,607,028.00	708,000.00	2,882,000.00	252,000.00	0.00	3,682,000.00	708,000.00	2,582,000.00	252,000.00	0.00	3,582,000.00	0.00	258,028.00	0.00	0.00		
Operations of the Philippine APEC Study Center Network (PALSCN)	20000000000000	2,122,000.00	(508,000.00)	1,622,000.00	1,622,000.00	0.00	0.00	1,622,000.00	177,000.00	648,000.00	389,000.00	0.00	1,224,000.00	177,000.00	810,800.00	337,543.00	0.00	1,025,443.00	0.00	295,000.00	0.00	188,547.00		
MODE		2,122,000.00	(508,000.00)	1,622,000.00	1,622,000.00	0.00	0.00	1,622,000.00	177,000.00	648,000.00	389,000.00	0.00	1,224,000.00	177,000.00	810,800.00	337,543.00	0.00	1,025,443.00	0.00	295,000.00	0.00	188,547.00		
Sub-Total: Support to Operations		10,698,000.00	(5,178,972.00)	5,429,028.00	5,429,028.00	0.00	0.00	5,429,028.00	885,000.00	3,240,000.00	891,000.00	0.00	4,776,000.00	885,000.00	3,162,800.00	589,543.00	0.00	4,877,443.00	0.00	653,028.00	0.00	198,547.00		
PS		0.00	0.00	0.00	0.00	0.00	0.00	0.00	0.00	0.00	0.00	0.00	0.00	0.00	0.00	0.00	0.00	0.00	0.00	0.00	0.00	0.00		
MODE		10,698,000.00	(5,178,972.00)	5,429,028.00	5,429,028.00	0.00	0.00	5,429,028.00	885,000.00	3,240,000.00	891,000.00	0.00	4,776,000.00	885,000.00	3,162,800.00	589,543.00	0.00	4,877,443.00	0.00	653,028.00	0.00	198,547.00		
FuEs (if Applicable)		0.00	0.00	0.00	0.00	0.00	0.00	0.00	0.00	0.00	0.00	0.00	0.00	0.00	0.00	0.00	0.00	0.00	0.00	0.00	0.00	0.00		
CD		0.00	0.00	0.00	0.00	0.00	0.00	0.00	0.00	0.00	0.00	0.00	0.00	0.00	0.00	0.00	0.00	0.00	0.00	0.00	0.00	0.00		
Operations	30000000000000	68,298,000.00	(26,249,428.00)	42,048,572.00	42,048,572.00	0.00	0.00	42,048,572.00	5,891,000.00	20,865,000.00	7,740,000.00	0.00	34,296,000.00	5,891,000.00	19,712,211.00	8,892,789.00	0.00	34,296,000.00	0.00	7,740,372.00	0.00	0.00		
CD - Government policies and research through the use of ICTS (OPERATIONS, RESEARCH)		68,298,000.00	(26,249,428.00)	42,048,572.00	42,048,572.00	0.00	0.00	42,048,572.00	5,891,000.00	20,865,000.00	7,740,000.00	0.00	34,296,000.00	5,891,000.00	19,712,211.00	8,892,789.00	0.00	34,296,000.00	0.00	7,740,372.00	0.00	0.00		
MODE		68,298,000.00	(26,249,428.00)	42,048,572.00	42,048,572.00	0.00	0.00	42,048,572.00	5,891,000.00	20,865,000.00	7,740,000.00	0.00	34,296,000.00	5,891,000.00	19,712,211.00	8,892,789.00	0.00	34,296,000.00	0.00	7,740,372.00	0.00	0.00		
BOGOC-ECONOMIC POLICY RESEARCH PROGRAM		68,298,000.00	(26,249,428.00)	42,048,572.00	42,048,572.00	0.00	0.00	42,048,572.00	5,891,000.00	20,865,000.00	7,740,000.00	0.00	34,296,000.00	5,891,000.00	19,712,211.00	8,892,789.00	0.00	34,296,000.00	0.00	7,740,372.00	0.00	0.00		
Delivery of policy research	31010010000100	68,298,000.00	(26,249,428.00)	42,048,572.00	42,048,572.00	0.00	0.00	42,048,572.00	5,891,000.00	20,865,000.00	7,740,000.00	0.00	34,296,000.00	5,891,000.00	19,712,211.00	8,892,789.00	0.00	34,296,000.00	0.00	7,740,372.00	0.00	0.00		
MODE		68,298,000.00	(26,249,428.00)	42,048,572.00	42,048,572.00	0.00	0.00	42,048,572.00	5,891,000.00	20,865,000.00	7,740,000.00	0.00	34,296,000.00	5,891,000.00	19,712,211.00	8,892,789.00	0.00	34,296,000.00	0.00	7,740,372.00	0.00	0.00		

Department : Budgetary Support to Government Corporations
 Agency/Entity : Philippine Institute for Development Studies
 Operating Unit : < not applicable >
 Organization Code : 35 058 0000000
 Fund Cluster : 01 Regular Agency Fund
 (e.g. UACS Fund Cluster: 01-Regular Agency Fund, 02-Foreign Assisted Projects Fund, 03-Special Account-Locally Funded/Domestic Grants Fund, and 04-Special Account-Foreign Assisted Foreign Grants Fund)

X	Current Year Appropriations
	Supplemental
	Continuing Appropriations

Particulars	UACS CODE	Appropriations					Adjustments				Current Year Obligations					Current Year Disbursements					Balances			
		Authorized Appropriations	Adjustments (Transfer To/From, Modifications)	Adjusted Appropriations	Adjustments Received	Adjustments (Reductions, Modifications, Augmentations)	Transfer To	Transfer From	Adjusted Total Adjustments	1st Quarter Ending March 31	2nd Quarter Ending June 30	3rd Quarter Ending Sept. 30	4th Quarter Ending Dec. 31	TOTAL	1st Quarter Ending March 31	2nd Quarter Ending June 30	3rd Quarter Ending Sept. 30	4th Quarter Ending Dec. 31	TOTAL	Unreversed Apprs	Unobligated Allotments	Unpaid Obligations (15-20)+(23+24)		
		3	4	5=(3+4)	6	7	8	9	10=(8+1+7)+6+9	11	12	13	14	15=(11+12+13+14)	16	17	18	19	20=(16+17+18+19)	21	22	23	24	
Sub-Total, Operations		68,296,000.00	(26,349,628.00)	42,036,372.00	42,036,372.00	0.00	0.00	42,036,372.00	6,891,000.00	20,863,000.00	7,740,000.00	0.00	34,296,000.00	6,891,000.00	19,712,211.00	6,892,789.00	0.00	34,296,000.00	26,349,628.00	7,740,372.00	0.00	0.00	0.00	
PIE		0.00	0.00	0.00	0.00	0.00	0.00	0.00	0.00	0.00	0.00	0.00	0.00	0.00	0.00	0.00	0.00	0.00	0.00	0.00	0.00	0.00	0.00	
MOOE		68,296,000.00	(26,349,628.00)	42,036,372.00	42,036,372.00	0.00	0.00	42,036,372.00	6,891,000.00	20,863,000.00	7,740,000.00	0.00	34,296,000.00	6,891,000.00	19,712,211.00	6,892,789.00	0.00	34,296,000.00	26,349,628.00	7,740,372.00	0.00	0.00	0.00	
PNAs (if Applicable)		0.00	0.00	0.00	0.00	0.00	0.00	0.00	0.00	0.00	0.00	0.00	0.00	0.00	0.00	0.00	0.00	0.00	0.00	0.00	0.00	0.00	0.00	
OO		0.00	0.00	0.00	0.00	0.00	0.00	0.00	0.00	0.00	0.00	0.00	0.00	0.00	0.00	0.00	0.00	0.00	0.00	0.00	0.00	0.00	0.00	
Sub-Total, 1 Agency Specific Budget		222,294,000.00	(1,429,000.00)	220,864,000.00	220,864,000.00	0.00	0.00	220,864,000.00	80,574,000.00	80,574,000.00	64,859,000.00	0.00	226,007,000.00	7,998,000.00	36,876,111.00	36,943,222.00	0.00	62,817,334.00	64,857,000.00	0.00	142,966,666.00	0.00	0.00	
PIE		0.00	0.00	0.00	0.00	0.00	0.00	0.00	0.00	0.00	0.00	0.00	0.00	0.00	0.00	0.00	0.00	0.00	0.00	0.00	0.00	0.00	0.00	
MOOE		222,294,000.00	(1,429,000.00)	220,864,000.00	220,864,000.00	0.00	0.00	220,864,000.00	80,574,000.00	80,574,000.00	64,859,000.00	0.00	226,007,000.00	7,998,000.00	36,876,111.00	36,943,222.00	0.00	62,817,334.00	64,857,000.00	0.00	142,966,666.00	0.00	0.00	
PNAs (if Applicable)		0.00	0.00	0.00	0.00	0.00	0.00	0.00	0.00	0.00	0.00	0.00	0.00	0.00	0.00	0.00	0.00	0.00	0.00	0.00	0.00	0.00	0.00	
OO		0.00	0.00	0.00	0.00	0.00	0.00	0.00	0.00	0.00	0.00	0.00	0.00	0.00	0.00	0.00	0.00	0.00	0.00	0.00	0.00	0.00	0.00	
GRAND TOTAL		222,294,000.00	(1,429,000.00)	220,864,000.00	220,864,000.00	0.00	0.00	220,864,000.00	80,574,000.00	80,574,000.00	64,859,000.00	0.00	226,007,000.00	7,998,000.00	36,876,111.00	36,943,222.00	0.00	62,817,334.00	64,857,000.00	0.00	142,966,666.00	0.00	0.00	
MOOE		222,294,000.00	(1,429,000.00)	220,864,000.00	220,864,000.00	0.00	0.00	220,864,000.00	80,574,000.00	80,574,000.00	64,859,000.00	0.00	226,007,000.00	7,998,000.00	36,876,111.00	36,943,222.00	0.00	62,817,334.00	64,857,000.00	0.00	142,966,666.00	0.00	0.00	
Recapitulation by OO:																								
1. Agency Specific Budget		68,296,000.00	0.00	68,296,000.00	42,036,372.00	0.00	0.00	42,036,372.00	6,891,000.00	20,863,000.00	7,740,000.00	0.00	34,296,000.00	6,891,000.00	19,712,211.00	6,892,789.00	0.00	34,296,000.00	26,349,628.00	7,740,372.00	0.00	0.00		
SOCIO-ECONOMIC POLICY RESEARCH PROGRAM		68,296,000.00	0.00	68,296,000.00	42,036,372.00	0.00	0.00	42,036,372.00	6,891,000.00	20,863,000.00	7,740,000.00	0.00	34,296,000.00	6,891,000.00	19,712,211.00	6,892,789.00	0.00	34,296,000.00	26,349,628.00	7,740,372.00	0.00	0.00		

Certified Correct:

LAYLORD XYRCHER R. TAGANAS
 Chief, Financial and Management Division
 Date: 2020-10-08

Certified Correct:

MARISA S. ABOGADO
 Chief, Accounting Division/Section
 Date: 2020-10-08

Recommending Approval:

ANDREA S. AGCAYILI
 Director, FMS
 Date: 2020-10-12

Approved By:

CELIA M. REYES
 President
 Date: 2020-10-12

SUMMARY OF APPROPRIATIONS, ALLOTMENTS, OBLIGATIONS, DISBURSEMENTS AND BALANCES BY OBJECT OF EXPENDITURES
As at the Quarter Ending September 30, 2020

Department : Budgetary Support to Government Corporations
 Agency : Philippine Institute for Development Studies
 Operating Unit : < not applicable >
 Organization Code : 35 058 0000000
 Fund Cluster : 01 Regular Agency Fund

X	Current Year Appropriations
	Supplemental
	Continuing Appropriations

(e.g. UACS Fund Cluster: 01-Regular Agency Fund, 02-Foreign Assisted Projects Fund, 03-Special Account-Locally Funded/Domestic Grants Fund, and 04-Special Account-Foreign Assisted/Foreign Grants Fund)

Particulars	UACS CODE	Appropriations			Allotments			Obligations					Disbursements				Balances						
		Authorized Appropriations	Adjustments (Transfer To/From, Modifications, Augmentations)	Adjusted Appropriations	Allotments Received	Adjustments (Reductions, Modifications, Augmentations)	Transfer To	Transfer From	Adjusted Allotments	1st Quarter Ending March 31	2nd Quarter Ending June 30	3rd Quarter Ending Sept. 30	4th Quarter Ending Dec. 31	TOTAL	1st Quarter Ending March 31	2nd Quarter Ending June 30	3rd Quarter Ending Sept. 30	4th Quarter Ending Dec. 31	TOTAL	Unreleased Appropriations	Unobligated Allotments	Unpaid Disbursements (15-20)-(21+24)	
		3	4	5=(3+4)	6	7	8	9	10=(8+9)-4-9	11	12	13	14	15=(11+12+13+14)	16	17	18	19	20=(16+17+18+19)	21=(5-10)	22=(18-15)	23	24
SUMMARY		322,294,000.00	(31,428,800.00)	290,865,200.00	290,864,400.00	0.00	0.00	0.00	290,864,400.00	80,974,000.00	86,974,000.00	64,858,000.00	0.00	228,007,000.00	7,989,000.00	38,070,111.00	36,943,223.00	0.00	83,011,334.00	0.00	64,637,400.00	0.00	142,968,000.00
A AGENCY SPECIFIC BUDGET		322,294,000.00	(31,428,800.00)	290,865,200.00	290,864,400.00	0.00	0.00	0.00	290,864,400.00	80,974,000.00	86,974,000.00	64,858,000.00	0.00	228,007,000.00	7,989,000.00	38,070,111.00	36,943,223.00	0.00	83,011,334.00	0.00	64,637,400.00	0.00	142,968,000.00
Maintenance and Other Operating Expenses		322,294,000.00	(31,428,800.00)	290,865,200.00	290,864,400.00	0.00	0.00	0.00	290,864,400.00	80,974,000.00	86,974,000.00	64,858,000.00	0.00	228,007,000.00	7,989,000.00	38,070,111.00	36,943,223.00	0.00	83,011,334.00	0.00	64,637,400.00	0.00	142,968,000.00
Financial Assistant/Subsidiary	3021100000	322,294,000.00	(31,428,800.00)	290,865,200.00	290,864,400.00	0.00	0.00	0.00	290,864,400.00	80,974,000.00	86,974,000.00	64,858,000.00	0.00	228,007,000.00	7,989,000.00	38,070,111.00	36,943,223.00	0.00	83,011,334.00	0.00	64,637,400.00	0.00	142,968,000.00
Subsidiary Support to Government Owned and/or	3021404000	322,294,000.00	(31,428,800.00)	290,865,200.00	290,864,400.00	0.00	0.00	0.00	290,864,400.00	80,974,000.00	86,974,000.00	64,858,000.00	0.00	228,007,000.00	7,989,000.00	38,070,111.00	36,943,223.00	0.00	83,011,334.00	0.00	64,637,400.00	0.00	142,968,000.00
Subsidiary Support to Operations of GOCCs	3021404001	322,294,000.00	(31,428,800.00)	290,865,200.00	290,864,400.00	0.00	0.00	0.00	290,864,400.00	80,974,000.00	86,974,000.00	64,858,000.00	0.00	228,007,000.00	7,989,000.00	38,070,111.00	36,943,223.00	0.00	83,011,334.00	0.00	64,637,400.00	0.00	142,968,000.00
GRAND TOTAL		322,294,000.00	(31,428,800.00)	290,865,200.00	290,864,400.00	0.00	0.00	0.00	290,864,400.00	80,974,000.00	86,974,000.00	64,858,000.00	0.00	228,007,000.00	7,989,000.00	38,070,111.00	36,943,223.00	0.00	83,011,334.00	0.00	64,637,400.00	0.00	142,968,000.00

Certified Correct:

LAYLORD XYRCHIEZ R. TAGANUS
 Chief, Financial and Management Division
 Date: 2020-10-07

Certified Correct:

MARISA S. ABOGADO
 Chief, Accounting Division/Section
 Date: 2020-10-07

Recommended Approval:

ANDREA S. ACCIABILI
 Director, FMS
 Date: 2020-10-12

Approved By:

CELIA M. REYES
 President
 Date: 2020-10-12


List of Allotments and Sub-Allotments
As at the quarter ending September 30, 2020


Department :Budgetary Support to Government Corporations
Agency/Entity :Philippine Institute for Development Studies
Operating Unit :< not applicable >
Organization Code :35 058 0000000
Fund Cluster :01 Regular Agency Fund


X	Current Year Appropriations
	Supplemental Appropriations
	Continuing Appropriations

(e.g. UACS Fund Cluster: 01-Regular Agency Fund, 02-Foreign Assisted Projects Fund, 03-Special Account-Locally Funded/Domestic Grants Fund, and 04-Special Account-Foreign Assisted/Foreign Grants Fund)

Allotments/Sub-Allotments Reference			Funding Source		Allotments/Sub-Allotments received from CO/ROs/IOUs					Sub-Allotments to ROs/IOUs					Total Allotments/Net of Sub-allotments					
No	Number	Date	Description	UACS Code	PS	MOOE	FvEa	CO	Sub-Total	PS	MOOE	FvEa	CO	TOTAL	PS	MOOE	FvEa	CO	TOTAL	
1	2	3	4	5	6	7	8	9	10=(6+7+8+9)	11	12	13	14	15*	16=(6+11)	17=(7+12)	18=(8+13)	19=(9+14)	20*	
A. Allotments received from DBM																				
1	SARO-BMS-C-20-000298	2020-03-12	Subvention	101277	0.00	322,294,000.00	0.00	0.00	322,294,000.00	0.00	0.00	0.00	0.00	0.00	0.00	322,294,000.00	0.00	0.00	0.00	322,294,000.00
2	SARO-BMS-C-20-0012549	2020-06-30	Subvention	101277	0.00	(31,428,800.00)	0.00	0.00	(31,428,800.00)	0.00	0.00	0.00	0.00	0.00	0.00	(31,428,800.00)	0.00	0.00	0.00	(31,428,800.00)
	Sub-Total				0.00	290,864,400.00	0.00	0.00	290,864,400.00	0.00	0.00	0.00	0.00	0.00	0.00	290,864,400.00	0.00	0.00	0.00	290,864,400.00
Total Allotments					0.00	290,864,400.00	0.00	0.00	290,864,400.00	0.00	0.00	0.00	0.00	0.00	0.00	290,864,400.00	0.00	0.00	0.00	290,864,400.00

Certified Correct:

LAYLORD XYRCHEZ R. TAGNAS
Chief, Financial and Management Division
Date: 2020-10-07

Certified Correct:

MARISA S. ARGADO
Chief, Accounting Division/Section
Date: 2020-10-07

Recommending Approval:

ANDREA S. AGCAOILI
Director, FMS
Date: 2020-10-12

Approved By:
CELIA M. REYES
President
Date: 2020-10-12

MONTHLY REPORT OF DISBURSEMENTS
For the month of July 2020

Department : Budgetary Support to Government Corporations
Agency/Entity : Philippine Institute for Development Studies
Operating Unit : 4 - not applicable
Organization Code : 33 058 000000
Fund Cluster : 01 Regular Agency Fund

Table with columns: Particulars, Current Year Budget (PB, MOOE, FVEA, CO, TOTAL), Prior Year's Accounts Payable (PB, MOOE, FVEA, CO, Sub-Total), Current Year's Accounts Payable (PB, MOOE, FVEA, CO, Sub-Total), SUB-TOTAL, Trust Liabilities (PB, MOOE, CO, TOTAL), Grand Total (PB, MOOE, FVEA, CO, TOTAL), Remarks.

SUMMARY

Summary table with columns: Particulars, Previous Report (2), This Month (3), As of Date (4). Rows include Total Disbursement Authority Received, NCA, NTA, Working Fund, TRA, CDC, NCA, Less: Notes of Transfer of Allocations (NTAF) issued, Total Disbursement Authority Available, Less: Lapsed NCA, Disbursements, Less: Other Non-Cash Disbursements, Disbursements affected through straight deductions from assets, Requisition for loss of government property, Liquidated damages and similar items, Others (e.g. TR, Deas Storm, etc.), Add: Less: Adjustments (e.g. unliquidated checks), Balance of Disbursement Authority as of date, Total Disbursements Program, Less: Actual Disbursements, Over/Under spending.

Notes: * The use of NTA is discouraged
Notes: ** Amounts should only refer to the grand total disbursement (column 2)

Control Copy:
MADE BY: [Signature]
Checked: [Signature] / Division/Section
Date: 2020-10-12 15:38:11.0

Recommending Approval:
[Signature]
Director, FMS
Date: 2020-10-12 4:35:00.0

Approved By:
[Signature]
CELIA M. REYES
President
Date: 2020-10-12 15:16.

MONTHLY REPORT OF DISBURSEMENTS
For the month of August 2020

Department: Budgetary Support to Government Corporations
Agency/Entity: Philippine Institute for Development Studies
Operating Unit: - not applicable -
Organization Code: 35 558 0000000
Fund Cluster: 01 Regular Agency Fund

Main table with columns: Particulars, Current Year Budget (PS, MOOE, FNEs, CO, TOTAL), Prior Year's Assurances Payable, Current Year's Assurances Payable, Trust Liabilities, Grand Total, and Remarks.

SUMMARY table with columns: Particulars, Previous Report (7), This Month (8), As of Date (9). Rows include Total Disbursement Authorized Received, NCA, NFA, Working Fund, TRA, CDC, NCA, Loan, Less, Disbursements, Less Other Non-Cash Disbursements, Balance of Disbursement Authorities as of date, Total Disbursements Program, Less Actual Disbursements, Over/Under spending.

Certified Correct:
MARISA S. ARMANDO
Chief Accounting Division/Section
Date: 2020-10-07 16:43:23.0

Recommended Approval:
ANDREA S. ACCON
Director, FMS
Date: 2020-10-12 14:35:29.0

Approved By:
CELIA M. REYES
President
Date: 2020-10-12 15:18:

MONTHLY REPORT OF DISBURSEMENTS
For the month of September 2020

Department : Budgetary Support to Government Corporations
Agency/Entity : Philippine Institute for Development Studies
Operating Unit : < not applicable >
Organization Code : 25 058 0000000
Fund Cluster : 01 Regular Agency Fund

Main table with columns: Particulars, Current Year Budget, Prior Year's Budget, Current Year's Accounts Payable, Prior Year's Budget, Grand Total, and Remarks. Rows include various disbursement categories like CASH DISBURSEMENTS, NON-CASH DISBURSEMENTS, and TOTAL DISBURSEMENTS.

SUMMARY table with columns: Particulars, Previous Report (7), This Month (8), and As of Date (9). Rows include Total Disbursement Authorized Reserved, NCA, HTA, Working Fund, TAN, CDC, NCA, Less: Netting of Transfer of Allocations (NTA) amount, Total Disbursement Authorized Available, Less: NCA, Lessed NCA, Disbursements, Less: Other Non-Cash Disbursements, Disbursements effected through subgrants reductions from claims, Overpayment of expenses (e.g. government benefits), Reimbursement for loss of government property, Unpaid/damaged and similar claims, Others (e.g. TEP, B/T, Book Stamp, etc.), Add-on Adjustments (e.g. unaccounted/undisbursed checks), Balance of Disbursement Authorities as at date, Total Disbursements Program, Less: Actual Disbursements, Other/Under Accounting, Notes: * This sum of HTA is disregarded; ** Amounts should be taken for grand total disbursement (column 27).

Chief Accountant
MARCOS S. RAMADO
Date: 2020-10-07 16:45:25.0

Recommendatory Approval
ANDREA S. ACCIARI
Director, FMS
Date: 2020-10-12 16:34:33.0

Approved By:
CELIA M. REYES
President
Date: 2020-10-12 15:17