

STATEMENT OF APPROPRIATIONS, ALLOTMENTS, OBLIGATIONS, DISBURSEMENTS AND BALANCES
As at the Quarter Ending June 30, 2022

Department : Budgetary Support to Government Corporations
 Agency/Entity : Philippine Institute for Development Studies
 Operating Unit : < not applicable >
 Organization Code (UACS) : 35 058 0000000
 Fund Cluster : 01 Regular Agency Fund

X	Current Year Appropriations
	Supplemental Appropriations
	Continuing Appropriations

(e.g. UACS Fund Cluster: 01-Regular Agency Fund, 02-Foreign Assisted Projects Fund, 03-Special Account-Locally Funded/Domestic Grants Fund, and 04-Special Account-Foreign Assisted/Foreign Grants Fund)

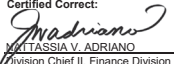
Particulars	UACS CODE	Appropriations			Allotments				Current Year Obligations					Current Year Disbursements					Balances				
		Authorized Appropriations	Adjustments (Transfers/From, Modifications/Augmentations)	Adjusted Appropriations	Allotments Received	Adjustments (Reductions, Modifications/Augmentations)	Transfer To	Transfer From	Adjusted Total Allotments	1st Quarter Ending March 31	2nd Quarter Ending June 30	3rd Quarter Ending Sept. 30	4th Quarter Ending Dec. 31	TOTAL	1st Quarter Ending March 31	2nd Quarter Ending June 30	3rd Quarter Ending Sept. 30	4th Quarter Ending Dec. 31	TOTAL	Unreleased Appro	Unobligated Allotments	Unpaid Obligations (15-20)=(23+24)	
1	2	3	4	5=(3+4)	6	7	8	9	10=[(6+)-(7)-8+9]	11	12	13	14	15=(11+12+13+14)	16	17	18	19	20=(16+17+18+19)	21	22	23	24
I. Agency Specific Budget		259,455,000.00	0.00	259,455,000.00	259,455,000.00	0.00	0.00	0.00	259,455,000.00	35,612,757.92	43,431,814.75	0.00	0.00	79,044,572.67	35,612,757.92	35,578,421.42	0.00	0.00	71,191,179.34	0.00	180,410,427.33	0.00	7,853,393.33
General Administration and Support	1000000000000000	56,200,000.00	0.00	56,200,000.00	56,200,000.00	0.00	0.00	0.00	56,200,000.00	14,050,000.00	11,567,000.00	0.00	0.00	25,617,000.00	14,050,000.00	11,567,000.00	0.00	0.00	25,617,000.00	0.00	30,583,000.00	0.00	0.00
General Management and Supervision	1000001000011000	56,200,000.00	0.00	56,200,000.00	56,200,000.00	0.00	0.00	0.00	56,200,000.00	14,050,000.00	11,567,000.00	0.00	0.00	25,617,000.00	14,050,000.00	11,567,000.00	0.00	0.00	25,617,000.00	0.00	30,583,000.00	0.00	0.00
MOOE		56,200,000.00	0.00	56,200,000.00	56,200,000.00	0.00	0.00	0.00	56,200,000.00	14,050,000.00	11,567,000.00	0.00	0.00	25,617,000.00	14,050,000.00	11,567,000.00	0.00	0.00	25,617,000.00	0.00	30,583,000.00	0.00	0.00
Sub-Total, General Administration and Support		56,200,000.00	0.00	56,200,000.00	56,200,000.00	0.00	0.00	0.00	56,200,000.00	14,050,000.00	11,567,000.00	0.00	0.00	25,617,000.00	14,050,000.00	11,567,000.00	0.00	0.00	25,617,000.00	0.00	30,583,000.00	0.00	0.00
PS		0.00	0.00	0.00	0.00	0.00	0.00	0.00	0.00	0.00	0.00	0.00	0.00	0.00	0.00	0.00	0.00	0.00	0.00	0.00	0.00	0.00	0.00
MOOE		56,200,000.00	0.00	56,200,000.00	56,200,000.00	0.00	0.00	0.00	56,200,000.00	14,050,000.00	11,567,000.00	0.00	0.00	25,617,000.00	14,050,000.00	11,567,000.00	0.00	0.00	25,617,000.00	0.00	30,583,000.00	0.00	0.00
FinEx (if Applicable)		0.00	0.00	0.00	0.00	0.00	0.00	0.00	0.00	0.00	0.00	0.00	0.00	0.00	0.00	0.00	0.00	0.00	0.00	0.00	0.00	0.00	0.00
CO		0.00	0.00	0.00	0.00	0.00	0.00	0.00	0.00	0.00	0.00	0.00	0.00	0.00	0.00	0.00	0.00	0.00	0.00	0.00	0.00	0.00	0.00
Support to Operations	2000000000000000	18,583,000.00	0.00	18,583,000.00	18,583,000.00	0.00	0.00	0.00	18,583,000.00	4,473,862.42	12,671,530.91	0.00	0.00	17,145,393.33	4,473,862.42	4,818,137.58	0.00	0.00	9,292,000.00	0.00	1,437,606.67	0.00	7,853,393.33
Operations of the Philippine APEC Study Center Network (PASCN)	2000001000020000	3,603,000.00	0.00	3,603,000.00	3,603,000.00	0.00	0.00	0.00	3,603,000.00	729,862.42	1,435,530.91	0.00	0.00	2,165,393.33	729,862.42	1,072,137.58	0.00	0.00	1,802,000.00	0.00	1,437,606.67	0.00	363,393.33
MOOE		3,603,000.00	0.00	3,603,000.00	3,603,000.00	0.00	0.00	0.00	3,603,000.00	729,862.42	1,435,530.91	0.00	0.00	2,165,393.33	729,862.42	1,072,137.58	0.00	0.00	1,802,000.00	0.00	1,437,606.67	0.00	363,393.33
Publication, Seminars, Information and Communications Technology Services, and Research Program Management	2000000100003000	14,980,000.00	0.00	14,980,000.00	14,980,000.00	0.00	0.00	0.00	14,980,000.00	3,744,000.00	11,236,000.00	0.00	0.00	14,980,000.00	3,744,000.00	3,746,000.00	0.00	0.00	7,490,000.00	0.00	0.00	0.00	7,490,000.00
MOOE		14,980,000.00	0.00	14,980,000.00	14,980,000.00	0.00	0.00	0.00	14,980,000.00	3,744,000.00	11,236,000.00	0.00	0.00	14,980,000.00	3,744,000.00	3,746,000.00	0.00	0.00	7,490,000.00	0.00	0.00	0.00	7,490,000.00
Sub-Total, Support to Operations		18,583,000.00	0.00	18,583,000.00	18,583,000.00	0.00	0.00	0.00	18,583,000.00	4,473,862.42	12,671,530.91	0.00	0.00	17,145,393.33	4,473,862.42	4,818,137.58	0.00	0.00	9,292,000.00	0.00	1,437,606.67	0.00	7,853,393.33
PS		0.00	0.00	0.00	0.00	0.00	0.00	0.00	0.00	0.00	0.00	0.00	0.00	0.00	0.00	0.00	0.00	0.00	0.00	0.00	0.00	0.00	0.00
MOOE		18,583,000.00	0.00	18,583,000.00	18,583,000.00	0.00	0.00	0.00	18,583,000.00	4,473,862.42	12,671,530.91	0.00	0.00	17,145,393.33	4,473,862.42	4,818,137.58	0.00	0.00	9,292,000.00	0.00	1,437,606.67	0.00	7,853,393.33
FinEx (if Applicable)		0.00	0.00	0.00	0.00	0.00	0.00	0.00	0.00	0.00	0.00	0.00	0.00	0.00	0.00	0.00	0.00	0.00	0.00	0.00	0.00	0.00	0.00
CO		0.00	0.00	0.00	0.00	0.00	0.00	0.00	0.00	0.00	0.00	0.00	0.00	0.00	0.00	0.00	0.00	0.00	0.00	0.00	0.00	0.00	0.00
Operations	3000000000000000	184,672,000.00	0.00	184,672,000.00	184,672,000.00	0.00	0.00	0.00	184,672,000.00	17,088,895.50	19,193,283.84	0.00	0.00	36,282,179.34	17,088,895.50	19,193,283.84	0.00	0.00	36,282,179.34	0.00	148,389,820.66	0.00	0.00
OO - Government policies and services, through the aid of policy research, improved	3000000000000000	184,672,000.00	0.00	184,672,000.00	184,672,000.00	0.00	0.00	0.00	184,672,000.00	17,088,895.50	19,193,283.84	0.00	0.00	36,282,179.34	17,088,895.50	19,193,283.84	0.00	0.00	36,282,179.34	0.00	148,389,820.66	0.00	0.00
SOCIO-ECONOMIC POLICY RESEARCH PROGRAM		184,672,000.00	0.00	184,672,000.00	184,672,000.00	0.00	0.00	0.00	184,672,000.00	17,088,895.50	19,193,283.84	0.00	0.00	36,282,179.34	17,088,895.50	19,193,283.84	0.00	0.00	36,282,179.34	0.00	148,389,820.66	0.00	0.00
Conduct of policy research	3101001000001000	184,672,000.00	0.00	184,672,000.00	184,672,000.00	0.00	0.00	0.00	184,672,000.00	17,088,895.50	19,193,283.84	0.00	0.00	36,282,179.34	17,088,895.50	19,193,283.84	0.00	0.00	36,282,179.34	0.00	148,389,820.66	0.00	0.00
MOOE		184,672,000.00	0.00	184,672,000.00	184,672,000.00	0.00	0.00	0.00	184,672,000.00	17,088,895.50	19,193,283.84	0.00	0.00	36,282,179.34	17,088,895.50	19,193,283.84	0.00	0.00	36,282,179.34	0.00	148,389,820.66	0.00	0.00

Department : Budgetary Support to Government Corporations
 Agency/Entity : Philippine Institute for Development Studies
 Operating Unit : < not applicable >
 Organization Code (UACS) : 35 058 0000000
 Fund Cluster : 01 Regular Agency Fund

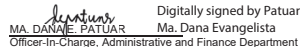
X	Current Year Appropriations
	Supplemental Appropriations
	Continuing Appropriations


(e.g. UACS Fund Cluster: 01-Regular Agency Fund, 02-Foreign Assisted Projects Fund, 03-Special Account-Locally Funded/Domestic Grants Fund, and 04-Special Account-Foreign Assisted/Foreign Grants Fund)

Particulars	UACS CODE	Appropriations			Allotments				Current Year Obligations					Current Year Disbursements				Balances					
		Authorized Appropriations	Adjustments(Transfers/From, Modifications/Augmentations)	Adjusted Appropriations	Allotments Received	Adjustments(Reductions, Modifications/Augmentations)	Transfer To	Transfer From	Adjusted Total Allotments	1st Quarter Ending March 31	2nd Quarter Ending June 30	3rd Quarter Ending Sept. 30	4th Quarter Ending Dec. 31	TOTAL	1st Quarter Ending March 31	2nd Quarter Ending June 30	3rd Quarter Ending Sept. 30	4th Quarter Ending Dec. 31	TOTAL	Unreleased Appro	Unobligated Allotments	Unpaid Obligations(15-20)=(23+24) Due and Demandable	Not Yet Due and Demandable
1	2	3	4	5=(3+4)	6	7	8	9	10=[(6+)-(7)-8+9]	11	12	13	14	15=(11+12+13+14)	16	17	18	19	20=(16+17+18+19)	21	22	23	24
Sub-Total, Operations		184,672,000.00	0.00	184,672,000.00	184,672,000.00	0.00	0.00	0.00	184,672,000.00	17,088,895.50	19,193,283.84	0.00	0.00	36,282,179.34	17,088,895.50	19,193,283.84	0.00	0.00	36,282,179.34	0.00	148,389,820.66	0.00	0.00
PS		0.00	0.00	0.00	0.00	0.00	0.00	0.00	0.00	0.00	0.00	0.00	0.00	0.00	0.00	0.00	0.00	0.00	0.00	0.00	0.00	0.00	0.00
MOOE		184,672,000.00	0.00	184,672,000.00	184,672,000.00	0.00	0.00	0.00	184,672,000.00	17,088,895.50	19,193,283.84	0.00	0.00	36,282,179.34	17,088,895.50	19,193,283.84	0.00	0.00	36,282,179.34	0.00	148,389,820.66	0.00	0.00
FinEx (if Applicable)		0.00	0.00	0.00	0.00	0.00	0.00	0.00	0.00	0.00	0.00	0.00	0.00	0.00	0.00	0.00	0.00	0.00	0.00	0.00	0.00	0.00	0.00
CO		0.00	0.00	0.00	0.00	0.00	0.00	0.00	0.00	0.00	0.00	0.00	0.00	0.00	0.00	0.00	0.00	0.00	0.00	0.00	0.00	0.00	0.00
Sub-Total, I. Agency Specific Budget		259,455,000.00	0.00	259,455,000.00	259,455,000.00	0.00	0.00	0.00	259,455,000.00	35,612,757.92	43,431,814.75	0.00	0.00	79,044,572.67	35,612,757.92	35,578,421.42	0.00	0.00	71,191,179.34	0.00	180,410,427.33	0.00	7,853,393.33
PS		0.00	0.00	0.00	0.00	0.00	0.00	0.00	0.00	0.00	0.00	0.00	0.00	0.00	0.00	0.00	0.00	0.00	0.00	0.00	0.00	0.00	0.00
MOOE		259,455,000.00	0.00	259,455,000.00	259,455,000.00	0.00	0.00	0.00	259,455,000.00	35,612,757.92	43,431,814.75	0.00	0.00	79,044,572.67	35,612,757.92	35,578,421.42	0.00	0.00	71,191,179.34	0.00	180,410,427.33	0.00	7,853,393.33
FinEx (if Applicable)		0.00	0.00	0.00	0.00	0.00	0.00	0.00	0.00	0.00	0.00	0.00	0.00	0.00	0.00	0.00	0.00	0.00	0.00	0.00	0.00	0.00	0.00
CO		0.00	0.00	0.00	0.00	0.00	0.00	0.00	0.00	0.00	0.00	0.00	0.00	0.00	0.00	0.00	0.00	0.00	0.00	0.00	0.00	0.00	0.00
IV. Reversion of the Unobligated Allotments charged against P.A. Nos. 11465 and 11464		0.00	0.00	0.00	0.00	0.00	0.00	0.00	0.00	0.00	0.00	0.00	0.00	0.00	0.00	0.00	0.00	0.00	0.00	0.00	0.00	0.00	0.00
GRAND TOTAL		259,455,000.00	0.00	259,455,000.00	259,455,000.00	0.00	0.00	0.00	259,455,000.00	35,612,757.92	43,431,814.75	0.00	0.00	79,044,572.67	35,612,757.92	35,578,421.42	0.00	0.00	71,191,179.34	0.00	180,410,427.33	0.00	7,853,393.33
MOOE		259,455,000.00	0.00	259,455,000.00	259,455,000.00	0.00	0.00	0.00	259,455,000.00	35,612,757.92	43,431,814.75	0.00	0.00	79,044,572.67	35,612,757.92	35,578,421.42	0.00	0.00	71,191,179.34	0.00	180,410,427.33	0.00	7,853,393.33
Resapportionment by OO:																							
I. Agency Specific Budget		184,672,000.00	0.00	184,672,000.00	184,672,000.00	0.00	0.00	0.00	184,672,000.00	17,088,895.50	19,193,283.84	0.00	0.00	36,282,179.34	17,088,895.50	19,193,283.84	0.00	0.00	36,282,179.34	0.00	148,389,820.66	0.00	0.00
SOCIO-ECONOMIC POLICY RESEARCH PROGRAM		184,672,000.00	0.00	184,672,000.00	184,672,000.00	0.00	0.00	0.00	184,672,000.00	17,088,895.50	19,193,283.84	0.00	0.00	36,282,179.34	17,088,895.50	19,193,283.84	0.00	0.00	36,282,179.34	0.00	148,389,820.66	0.00	0.00

Certified Correct:

 MARISSA S. ABOGADO
 Division Chief II, Finance Division

Certified Correct: Digitally signed by Abogado
 Marissa Salamin
 Date: 2022.07.19 10:46:07
 MARISSA S. ABOGADO
 Division Chief II, Accounting and Control Division

Recommending Approval:

 MA. DANA E. PATUAR
 Ma. Dana Evangelista
 Officer-In-Charge, Administrative and Finance Department

Approved By: Digitally signed by

 ANICETO C. ORBETA JR.
 President

Date:

Date:

Date:

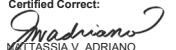
Date:


STATEMENT OF APPROPRIATIONS, ALLOTMENTS, OBLIGATIONS, DISBURSEMENTS AND BALANCES
As at the Quarter Ending June 30, 2022


Department: **Budgetary Support to Government Corporations**
 Agency: **Philippine Institute for Development Studies**
 Operating Unit: **< not applicable >**
 Organization Code (UACS) : **35 058 0000000**
 Fund Cluster: **01 Regular Agency Fund**
 (e.g. UACS Fund Cluster: 01-Regular Agency Fund, 02-Foreign Assisted Projects Fund, 03-Special Account-Locally Funded/Domestic Grants Fund, and 04-Special Account-Foreign Assisted/Foreign Grants Fund)


	Current Year Appropriations
	Supplemental Appropriations
X	Continuing Appropriations

Particulars	UACS CODE	Appropriations			Allotments			Current Year Obligations							Current Year Disbursements				Balances					
		Authorized Appropriations	Adjustments (Transfer To/From, Realignment)	Adjusted Appropriations	Allotments Received	Adjustments (Withdrawal, Realignment)	Transfer To	Transfer From	Adjusted Total Allotments	1st Quarter Ending March 31	2nd Quarter Ending June 30	3rd Quarter Ending Sept. 30	4th Quarter Ending Dec. 31	TOTAL	1st Quarter Ending March 31	2nd Quarter Ending June 30	3rd Quarter Ending Sept. 30	4th Quarter Ending Dec. 31	TOTAL	Unreleased Appro	Unobligated Allotments	Unpaid Obligations		
																						10=([6+]-[7]-8+9)	11	12
I. Continuing Appropriations		106,007,707.05	0.00	106,007,707.05	0.00	106,007,707.05	0.00	0.00	106,007,707.05	0.00	6,020,707.05	0.00	0.00	6,020,707.05	0.00	6,020,707.05	0.00	0.00	6,020,707.05	0.00	99,987,000.00	0.00	0.00	0.00
II. Special Purpose Fund		106,007,707.05	0.00	106,007,707.05	0.00	106,007,707.05	0.00	0.00	106,007,707.05	0.00	6,020,707.05	0.00	0.00	6,020,707.05	0.00	6,020,707.05	0.00	0.00	6,020,707.05	0.00	99,987,000.00	0.00	0.00	0.00
General Administration and Support	1000000000000000	106,007,707.05	0.00	106,007,707.05	0.00	106,007,707.05	0.00	0.00	106,007,707.05	0.00	6,020,707.05	0.00	0.00	6,020,707.05	0.00	6,020,707.05	0.00	0.00	6,020,707.05	0.00	99,987,000.00	0.00	0.00	0.00
General Management and Supervision	100000100001000	106,007,707.05	0.00	106,007,707.05	0.00	106,007,707.05	0.00	0.00	106,007,707.05	0.00	6,020,707.05	0.00	0.00	6,020,707.05	0.00	6,020,707.05	0.00	0.00	6,020,707.05	0.00	99,987,000.00	0.00	0.00	0.00
MOOE		106,007,707.05	0.00	106,007,707.05	0.00	106,007,707.05	0.00	0.00	106,007,707.05	0.00	6,020,707.05	0.00	0.00	6,020,707.05	0.00	6,020,707.05	0.00	0.00	6,020,707.05	0.00	99,987,000.00	0.00	0.00	0.00
Sub-Total, General Administration and Support		106,007,707.05	0.00	106,007,707.05	0.00	106,007,707.05	0.00	0.00	106,007,707.05	0.00	6,020,707.05	0.00	0.00	6,020,707.05	0.00	6,020,707.05	0.00	0.00	6,020,707.05	0.00	99,987,000.00	0.00	0.00	0.00
PS		0.00	0.00	0.00	0.00	0.00	0.00	0.00	0.00	0.00	0.00	0.00	0.00	0.00	0.00	0.00	0.00	0.00	0.00	0.00	0.00	0.00	0.00	0.00
MOOE		106,007,707.05	0.00	106,007,707.05	0.00	106,007,707.05	0.00	0.00	106,007,707.05	0.00	6,020,707.05	0.00	0.00	6,020,707.05	0.00	6,020,707.05	0.00	0.00	6,020,707.05	0.00	99,987,000.00	0.00	0.00	0.00
FinEx (if Applicable)		0.00	0.00	0.00	0.00	0.00	0.00	0.00	0.00	0.00	0.00	0.00	0.00	0.00	0.00	0.00	0.00	0.00	0.00	0.00	0.00	0.00	0.00	0.00
CO		0.00	0.00	0.00	0.00	0.00	0.00	0.00	0.00	0.00	0.00	0.00	0.00	0.00	0.00	0.00	0.00	0.00	0.00	0.00	0.00	0.00	0.00	0.00
GRAND TOTAL		106,007,707.05	0.00	106,007,707.05	0.00	106,007,707.05	0.00	0.00	106,007,707.05	0.00	6,020,707.05	0.00	0.00	6,020,707.05	0.00	6,020,707.05	0.00	0.00	6,020,707.05	0.00	99,987,000.00	0.00	0.00	0.00
PS		0.00	0.00	0.00	0.00	0.00	0.00	0.00	0.00	0.00	0.00	0.00	0.00	0.00	0.00	0.00	0.00	0.00	0.00	0.00	0.00	0.00	0.00	0.00
MOOE		106,007,707.05	0.00	106,007,707.05	0.00	106,007,707.05	0.00	0.00	106,007,707.05	0.00	6,020,707.05	0.00	0.00	6,020,707.05	0.00	6,020,707.05	0.00	0.00	6,020,707.05	0.00	99,987,000.00	0.00	0.00	0.00
FinEx (if Applicable)		0.00	0.00	0.00	0.00	0.00	0.00	0.00	0.00	0.00	0.00	0.00	0.00	0.00	0.00	0.00	0.00	0.00	0.00	0.00	0.00	0.00	0.00	0.00
CO		0.00	0.00	0.00	0.00	0.00	0.00	0.00	0.00	0.00	0.00	0.00	0.00	0.00	0.00	0.00	0.00	0.00	0.00	0.00	0.00	0.00	0.00	0.00

Certified Correct:

MARIASSIA V. ADRIANO
 Division Chief II, Finance Division
 Date:

Certified Correct:

 Digitally signed by Abogado
 Marisa Sabogado
 Date: 2022.07.19 10:49:47 +0800
MARISA SABOGADO
 Division Chief II, Accounting and Control Division
 Date:

Recommending Approval:

 Digitally signed by Patuar
MA. DANA E. PATUAR
 Ma. Dana Evangelista
 Officer-In-Charge, Administrative and Finance Department
 Date:

Approved By:

 Digitally signed by
ANICETO C. ORBETA JR.
 President
 Orbeta Aniceto
 Cabil Jr
 Date: