

STATEMENT OF APPROPRIATIONS, ALLOTMENTS, OBLIGATIONS, DISBURSEMENTS AND BALANCES

As at the Quarter Ending December 31, 2022

Department : Budgetary Support to Government Corporations
 Agency/Entity : Philippine Institute for Development Studies
 Operating Unit : < not applicable >
 Organization Code (UACS) : 35 058 0000000
 Fund Cluster : 01 Regular Agency Fund
 (e.g. UACS Fund Cluster: 01-Regular Agency Fund, 02-Foreign Assisted Projects Fund, 03-Special Account-Locally Funded/Domestic Grants Fund, and 04-Special Account-Foreign Assisted/Foreign Grants Fund)


X	Current Year Appropriations
	Supplemental Appropriations
	Continuing Appropriations


Particulars	UACS CODE	Appropriations			Allotments			Current Year Obligations					Current Year Disbursements					Balances					
		Authorized Appropriations	Adjustments (Transfer To/From, Modifications/Augmentations)	Adjusted Appropriations	Allotments Received	Adjustments (Reductions, Modifications/Augmentations)	Transfer To	Transfer From	Adjusted Total Allotments	1st Quarter Ending March 31	2nd Quarter Ending June 30	3rd Quarter Ending September 30	4th Quarter Ending December 31	TOTAL	1st Quarter Ending March 31	2nd Quarter Ending June 30	3rd Quarter Ending September 30	4th Quarter Ending December 31	TOTAL	Unreleased Appropriations	Unobligated Allotments	Unpaid Obligations(15-20)=(23+24)	
																						Due and Demandable	Not Yet Due and Demandable
1	2	3	4	5=(3+4)	6	7	8	9	10=[(6+(-)7)-8+9]	11	12	13	14	15=(11+12+13+14)	16	17	18	19	20=(16+17+18+19)	21	22	23	24
I. Agency Specific Budget		259,455,000.00	0.00	259,455,000.00	259,455,000.00	0.00	0.00	0.00	259,455,000.00	35,612,757.92	43,431,814.75	35,439,517.91	144,970,909.42	259,455,000.00	35,612,757.92	35,578,421.42	39,499,937.86	93,208,586.25	203,899,703.45	0.00	0.00	0.00	55,555,296.55
General Administration and Support	1000000000000000	56,200,000.00	0.00	56,200,000.00	56,200,000.00	0.00	0.00	0.00	56,200,000.00	14,050,000.00	11,567,000.00	16,533,278.20	14,049,721.80	56,200,000.00	14,050,000.00	11,567,000.00	16,533,278.20	14,049,721.80	56,200,000.00	0.00	0.00	0.00	0.00
General Management and Supervision	100000100001000	56,200,000.00	0.00	56,200,000.00	56,200,000.00	0.00	0.00	0.00	56,200,000.00	14,050,000.00	11,567,000.00	16,533,278.20	14,049,721.80	56,200,000.00	14,050,000.00	11,567,000.00	16,533,278.20	14,049,721.80	56,200,000.00	0.00	0.00	0.00	0.00
MOOE		56,200,000.00	0.00	56,200,000.00	56,200,000.00	0.00	0.00	0.00	56,200,000.00	14,050,000.00	11,567,000.00	16,533,278.20	14,049,721.80	56,200,000.00	14,050,000.00	11,567,000.00	16,533,278.20	14,049,721.80	56,200,000.00	0.00	0.00	0.00	0.00
Sub-Total, General Administration and Support		56,200,000.00	0.00	56,200,000.00	56,200,000.00	0.00	0.00	0.00	56,200,000.00	14,050,000.00	11,567,000.00	16,533,278.20	14,049,721.80	56,200,000.00	14,050,000.00	11,567,000.00	16,533,278.20	14,049,721.80	56,200,000.00	0.00	0.00	0.00	0.00
PS		0.00	0.00	0.00	0.00	0.00	0.00	0.00	0.00	0.00	0.00	0.00	0.00	0.00	0.00	0.00	0.00	0.00	0.00	0.00	0.00	0.00	0.00
MOOE		56,200,000.00	0.00	56,200,000.00	56,200,000.00	0.00	0.00	0.00	56,200,000.00	14,050,000.00	11,567,000.00	16,533,278.20	14,049,721.80	56,200,000.00	14,050,000.00	11,567,000.00	16,533,278.20	14,049,721.80	56,200,000.00	0.00	0.00	0.00	0.00
FinEx (if Applicable)		0.00	0.00	0.00	0.00	0.00	0.00	0.00	0.00	0.00	0.00	0.00	0.00	0.00	0.00	0.00	0.00	0.00	0.00	0.00	0.00	0.00	0.00
CO		0.00	0.00	0.00	0.00	0.00	0.00	0.00	0.00	0.00	0.00	0.00	0.00	0.00	0.00	0.00	0.00	0.00	0.00	0.00	0.00	0.00	0.00
Support to Operations	2000000000000000	18,583,000.00	0.00	18,583,000.00	18,583,000.00	0.00	0.00	0.00	18,583,000.00	4,473,862.42	12,671,530.91	584,580.05	853,026.62	18,583,000.00	4,473,862.42	4,818,137.58	4,645,000.00	4,646,000.00	18,583,000.00	0.00	0.00	0.00	0.00
Operations of the Philippine APEC Study Center Network (PASCN)	200000100002000	3,603,000.00	0.00	3,603,000.00	3,603,000.00	0.00	0.00	0.00	3,603,000.00	729,862.42	1,435,530.91	584,580.05	853,026.62	3,603,000.00	729,862.42	1,072,137.58	901,000.00	900,000.00	3,603,000.00	0.00	0.00	0.00	0.00
MOOE		3,603,000.00	0.00	3,603,000.00	3,603,000.00	0.00	0.00	0.00	3,603,000.00	729,862.42	1,435,530.91	584,580.05	853,026.62	3,603,000.00	729,862.42	1,072,137.58	901,000.00	900,000.00	3,603,000.00	0.00	0.00	0.00	0.00
Publication, Seminars, Information and Communications Technology Services, and Research Program Management	200000100003000	14,980,000.00	0.00	14,980,000.00	14,980,000.00	0.00	0.00	0.00	14,980,000.00	3,744,000.00	11,236,000.00	0.00	0.00	14,980,000.00	3,744,000.00	3,746,000.00	3,744,000.00	3,746,000.00	14,980,000.00	0.00	0.00	0.00	0.00
MOOE		14,980,000.00	0.00	14,980,000.00	14,980,000.00	0.00	0.00	0.00	14,980,000.00	3,744,000.00	11,236,000.00	0.00	0.00	14,980,000.00	3,744,000.00	3,746,000.00	3,744,000.00	3,746,000.00	14,980,000.00	0.00	0.00	0.00	0.00
Sub-Total, Support to Operations		18,583,000.00	0.00	18,583,000.00	18,583,000.00	0.00	0.00	0.00	18,583,000.00	4,473,862.42	12,671,530.91	584,580.05	853,026.62	18,583,000.00	4,473,862.42	4,818,137.58	4,645,000.00	4,646,000.00	18,583,000.00	0.00	0.00	0.00	0.00
PS		0.00	0.00	0.00	0.00	0.00	0.00	0.00	0.00	0.00	0.00	0.00	0.00	0.00	0.00	0.00	0.00	0.00	0.00	0.00	0.00	0.00	0.00
MOOE		18,583,000.00	0.00	18,583,000.00	18,583,000.00	0.00	0.00	0.00	18,583,000.00	4,473,862.42	12,671,530.91	584,580.05	853,026.62	18,583,000.00	4,473,862.42	4,818,137.58	4,645,000.00	4,646,000.00	18,583,000.00	0.00	0.00	0.00	0.00
FinEx (if Applicable)		0.00	0.00	0.00	0.00	0.00	0.00	0.00	0.00	0.00	0.00	0.00	0.00	0.00	0.00	0.00	0.00	0.00	0.00	0.00	0.00	0.00	0.00
CO		0.00	0.00	0.00	0.00	0.00	0.00	0.00	0.00	0.00	0.00	0.00	0.00	0.00	0.00	0.00	0.00	0.00	0.00	0.00	0.00	0.00	0.00
Operations	3000000000000000	184,672,000.00	0.00	184,672,000.00	184,672,000.00	0.00	0.00	0.00	184,672,000.00	17,088,895.50	19,193,283.84	18,321,659.66	130,068,161.00	184,672,000.00	17,088,895.50	19,193,283.84	18,321,659.66	74,512,864.45	129,116,703.45	0.00	0.00	0.00	55,555,296.55
OO : Government policies and services, through the aid of policy research, improved		184,672,000.00	0.00	184,672,000.00	184,672,000.00	0.00	0.00	0.00	184,672,000.00	17,088,895.50	19,193,283.84	18,321,659.66	130,068,161.00	184,672,000.00	17,088,895.50	19,193,283.84	18,321,659.66	74,512,864.45	129,116,703.45	0.00	0.00	0.00	55,555,296.55
SOCIO-ECONOMIC POLICY RESEARCH PROGRAM		184,672,000.00	0.00	184,672,000.00	184,672,000.00	0.00	0.00	0.00	184,672,000.00	17,088,895.50	19,193,283.84	18,321,659.66	130,068,161.00	184,672,000.00	17,088,895.50	19,193,283.84	18,321,659.66	74,512,864.45	129,116,703.45	0.00	0.00	0.00	55,555,296.55
Conduct of policy research	310100100001000	184,672,000.00	0.00	184,672,000.00	184,672,000.00	0.00	0.00	0.00	184,672,000.00	17,088,895.50	19,193,283.84	18,321,659.66	130,068,161.00	184,672,000.00	17,088,895.50	19,193,283.84	18,321,659.66	74,512,864.45	129,116,703.45	0.00	0.00	0.00	55,555,296.55
MOOE		184,672,000.00	0.00	184,672,000.00	184,672,000.00	0.00	0.00	0.00	184,672,000.00	17,088,895.50	19,193,283.84	18,321,659.66	130,068,161.00	184,672,000.00	17,088,895.50	19,193,283.84	18,321,659.66	74,512,864.45	129,116,703.45	0.00	0.00	0.00	55,555,296.55
Sub-Total, Operations		184,672,000.00	0.00	184,672,000.00	184,672,000.00	0.00	0.00	0.00	184,672,000.00	17,088,895.50	19,193,283.84	18,321,659.66	130,068,161.00	184,672,000.00	17,088,895.50	19,193,283.84	18,321,659.66	74,512,864.45	129,116,703.45	0.00	0.00	0.00	55,555,296.55
PS		0.00	0.00	0.00	0.00	0.00	0.00	0.00	0.00	0.00	0.00	0.00	0.00	0.00	0.00	0.00	0.00	0.00	0.00	0.00	0.00	0.00	0.00
MOOE		184,672,000.00	0.00	184,672,000.00	184,672,000.00	0.00	0.00	0.00	184,672,000.00	17,088,895.50	19,193,283.84	18,321,659.66	130,068,161.00	184,672,000.00	17,088,895.50	19,193,283.84	18,321,659.66	74,512,864.45	129,116,703.45	0.00	0.00	0.00	55,555,296.55
FinEx (if Applicable)		0.00	0.00	0.00	0.00	0.00	0.00	0.00	0.00	0.00	0.00	0.00	0.00	0.00	0.00	0.00	0.00	0.00	0.00	0.00	0.00	0.00	0.00
CO		0.00	0.00	0.00	0.00	0.00	0.00	0.00	0.00	0.00	0.00	0.00	0.00	0.00	0.00	0.00	0.00	0.00	0.00	0.00	0.00	0.00	0.00


Department : Budgetary Support to Government Corporations
 Agency/Entity : Philippine Institute for Development Studies
 Operating Unit : < not applicable >
 Organization Code (UACS) : 35 058 0000000
 Fund Cluster : 01 Regular Agency Fund
 (e.g. UACS Fund Cluster: 01-Regular Agency Fund, 02-Foreign Assisted Projects Fund, 03-Special Account-Locally Funded/Domestic Grants Fund, and 04-Special Account-Foreign Assisted/Foreign Grants Fund)

X	Current Year Appropriations
	Supplemental Appropriations
	Continuing Appropriations

Particulars	UACS CODE	Appropriations			Allotments			Current Year Obligations					Current Year Disbursements					Balances					
		Authorized Appropriations	Adjustments (Transfer To/From, Modifications/Augmentations)	Adjusted Appropriations	Allotments Received	Adjustments (Reductions, Modifications/Augmentations)	Transfer To	Transfer From	Adjusted Total Allotments	1st Quarter Ending March 31	2nd Quarter Ending June 30	3rd Quarter Ending September 30	4th Quarter Ending December 31	TOTAL	1st Quarter Ending March 31	2nd Quarter Ending June 30	3rd Quarter Ending September 30	4th Quarter Ending December 31	TOTAL	Unreleased Appropriations	Unobligated Allotments	Unpaid Obligations(15-20)=(23+24)	
																						Due and Demandable	Not Yet Due and Demandable
1	2	3	4	5=(3+4)	6	7	8	9	10=[(6+(-)7)-8+9]	11	12	13	14	15=(11+12+13+14)	16	17	18	19	20=(16+17+18+19)	21	22	23	24
Sub-Total, I. Agency Specific Budget		259,455,000.00	0.00	259,455,000.00	259,455,000.00	0.00	0.00	0.00	259,455,000.00	35,612,757.92	43,431,814.75	35,439,517.91	144,970,909.42	259,455,000.00	35,612,757.92	35,578,421.42	39,499,937.86	93,208,586.25	203,899,703.45	0.00	0.00	0.00	55,555,296.55
PS		0.00	0.00	0.00	0.00	0.00	0.00	0.00	0.00	0.00	0.00	0.00	0.00	0.00	0.00	0.00	0.00	0.00	0.00	0.00	0.00	0.00	0.00
MOOE		259,455,000.00	0.00	259,455,000.00	259,455,000.00	0.00	0.00	0.00	259,455,000.00	35,612,757.92	43,431,814.75	35,439,517.91	144,970,909.42	259,455,000.00	35,612,757.92	35,578,421.42	39,499,937.86	93,208,586.25	203,899,703.45	0.00	0.00	0.00	55,555,296.55
FinEx (if Applicable)		0.00	0.00	0.00	0.00	0.00	0.00	0.00	0.00	0.00	0.00	0.00	0.00	0.00	0.00	0.00	0.00	0.00	0.00	0.00	0.00	0.00	0.00
CO		0.00	0.00	0.00	0.00	0.00	0.00	0.00	0.00	0.00	0.00	0.00	0.00	0.00	0.00	0.00	0.00	0.00	0.00	0.00	0.00	0.00	0.00
IV. Reversion of the Unobligated Allotments charged against R.A. Nos. 11465 and 11494		0.00	0.00	0.00	0.00	0.00	0.00	0.00	0.00	0.00	0.00	0.00	0.00	0.00	0.00	0.00	0.00	0.00	0.00	0.00	0.00	0.00	0.00
GRAND TOTAL		259,455,000.00	0.00	259,455,000.00	259,455,000.00	0.00	0.00	0.00	259,455,000.00	35,612,757.92	43,431,814.75	35,439,517.91	144,970,909.42	259,455,000.00	35,612,757.92	35,578,421.42	39,499,937.86	93,208,586.25	203,899,703.45	0.00	0.00	0.00	55,555,296.55
MOOE		259,455,000.00	0.00	259,455,000.00	259,455,000.00	0.00	0.00	0.00	259,455,000.00	35,612,757.92	43,431,814.75	35,439,517.91	144,970,909.42	259,455,000.00	35,612,757.92	35,578,421.42	39,499,937.86	93,208,586.25	203,899,703.45	0.00	0.00	0.00	55,555,296.55
Recapitulation by OO:																							
I. Agency Specific Budget		184,672,000.00	0.00	184,672,000.00	184,672,000.00	0.00	0.00	0.00	184,672,000.00	17,088,895.50	19,193,283.84	18,321,659.66	130,068,161.00	184,672,000.00	17,088,895.50	19,193,283.84	18,321,659.66	74,512,864.45	129,116,703.45	0.00	0.00	0.00	55,555,296.55
SOCIO-ECONOMIC POLICY RESEARCH PROGRAM		184,672,000.00	0.00	184,672,000.00	184,672,000.00	0.00	0.00	0.00	184,672,000.00	17,088,895.50	19,193,283.84	18,321,659.66	130,068,161.00	184,672,000.00	17,088,895.50	19,193,283.84	18,321,659.66	74,512,864.45	129,116,703.45	0.00	0.00	0.00	55,555,296.55

Certified Correct: 
NATTASSIA V. ADRIANO
 Division Chief, Finance Division
 Date:

Certified Correct: 
MARISA S. ABOGADO
 Division Chief, Accounting and Control Division
 Date:

Recommending Approval: 
ATTY. JAMIE-LYN D. JAMIAS-GARCIA
 Department Manager III, AFD
 Date:

Digitally signed by Jamias-Garcia Jamie-Lyn Dequina

Approved By: 
DR. ANICETO C. ORBETA JR.
 President
 Date:

Digitally signed by Orbeta Aniceto-Cubill Jr.


STATEMENT OF APPROPRIATIONS, ALLOTMENTS, OBLIGATIONS, DISBURSEMENTS AND BALANCES


As at the Quarter Ending December 31, 2022

Department : Budgetary Support to Government Corporations
 Agency/Entity : Philippine Institute for Development Studies
 Operating Unit : < not applicable >
 Organization Code (UACS) : 35 058 0000000
 Fund Cluster : 01 Regular Agency Fund
 (e.g. UACS Fund Cluster: 01-Regular Agency Fund, 02-Foreign Assisted Projects Fund, 03-Special Account-Locally Funded/Domestic Grants Fund, and 04-Special Account-Foreign Assisted/Foreign Grants Fund)

	Current Year Appropriations
	Supplemental Appropriations
X	Continuing Appropriations

Particulars	UACS CODE	Appropriations			Allotments			Current Year Obligations					Current Year Disbursements					Balances					
		Authorized Appropriations	Adjustments (Transfer To/From, Realignment)	Adjusted Appropriations	Allotments Received	Adjustments (Withdrawal, Realignment)	Transfer To	Transfer From	Adjusted Total Allotments	1st Quarter Ending March 31	2nd Quarter Ending June 30	3rd Quarter Ending September 30	4th Quarter Ending December 31	TOTAL	1st Quarter Ending March 31	2nd Quarter Ending June 30	3rd Quarter Ending September 30	4th Quarter Ending December 31	TOTAL	Unreleased Appropriations	Unobligated Allotments	Unpaid Obligations (15-20)=(23+24)	
																						Due and Demandable	Not Yet Due and Demandable
1	2	3	4	5=(3+4)	6	7	8	9	10=[(6+(-)7)-8+9]	11	12	13	14	15=(11+12+13+14)	16	17	18	19	20=(16+17+18+19)	21=(5-10)	22=(10-15)	23	24
I. Continuing Appropriations		106,007,707.05	0.00	106,007,707.05	0.00	106,007,707.05	0.00	0.00	106,007,707.05	0.00	6,020,707.05	0.00	0.00	6,020,707.05	0.00	6,020,707.05	0.00	0.00	6,020,707.05	0.00	99,987,000.00	0.00	0.00
II. Special Purpose Fund		106,007,707.05	0.00	106,007,707.05	0.00	106,007,707.05	0.00	0.00	106,007,707.05	0.00	6,020,707.05	0.00	0.00	6,020,707.05	0.00	6,020,707.05	0.00	0.00	6,020,707.05	0.00	99,987,000.00	0.00	0.00
General Administration and Support	1000000000000000	106,007,707.05	0.00	106,007,707.05	0.00	106,007,707.05	0.00	0.00	106,007,707.05	0.00	6,020,707.05	0.00	0.00	6,020,707.05	0.00	6,020,707.05	0.00	0.00	6,020,707.05	0.00	99,987,000.00	0.00	0.00
General Management and Supervision	100000100001000	106,007,707.05	0.00	106,007,707.05	0.00	106,007,707.05	0.00	0.00	106,007,707.05	0.00	6,020,707.05	0.00	0.00	6,020,707.05	0.00	6,020,707.05	0.00	0.00	6,020,707.05	0.00	99,987,000.00	0.00	0.00
MOOE		106,007,707.05	0.00	106,007,707.05	0.00	106,007,707.05	0.00	0.00	106,007,707.05	0.00	6,020,707.05	0.00	0.00	6,020,707.05	0.00	6,020,707.05	0.00	0.00	6,020,707.05	0.00	99,987,000.00	0.00	0.00
Sub-Total, General Administration and Support		106,007,707.05	0.00	106,007,707.05	0.00	106,007,707.05	0.00	0.00	106,007,707.05	0.00	6,020,707.05	0.00	0.00	6,020,707.05	0.00	6,020,707.05	0.00	0.00	6,020,707.05	0.00	99,987,000.00	0.00	0.00
PS		0.00	0.00	0.00	0.00	0.00	0.00	0.00	0.00	0.00	0.00	0.00	0.00	0.00	0.00	0.00	0.00	0.00	0.00	0.00	0.00	0.00	0.00
MOOE		106,007,707.05	0.00	106,007,707.05	0.00	106,007,707.05	0.00	0.00	106,007,707.05	0.00	6,020,707.05	0.00	0.00	6,020,707.05	0.00	6,020,707.05	0.00	0.00	6,020,707.05	0.00	99,987,000.00	0.00	0.00
FinEx (if Applicable)		0.00	0.00	0.00	0.00	0.00	0.00	0.00	0.00	0.00	0.00	0.00	0.00	0.00	0.00	0.00	0.00	0.00	0.00	0.00	0.00	0.00	0.00
CO		0.00	0.00	0.00	0.00	0.00	0.00	0.00	0.00	0.00	0.00	0.00	0.00	0.00	0.00	0.00	0.00	0.00	0.00	0.00	0.00	0.00	0.00
GRAND TOTAL		106,007,707.05	0.00	106,007,707.05	0.00	106,007,707.05	0.00	0.00	106,007,707.05	0.00	6,020,707.05	0.00	0.00	6,020,707.05	0.00	6,020,707.05	0.00	0.00	6,020,707.05	0.00	99,987,000.00	0.00	0.00
PS		0.00	0.00	0.00	0.00	0.00	0.00	0.00	0.00	0.00	0.00	0.00	0.00	0.00	0.00	0.00	0.00	0.00	0.00	0.00	0.00	0.00	0.00
MOOE		106,007,707.05	0.00	106,007,707.05	0.00	106,007,707.05	0.00	0.00	106,007,707.05	0.00	6,020,707.05	0.00	0.00	6,020,707.05	0.00	6,020,707.05	0.00	0.00	6,020,707.05	0.00	99,987,000.00	0.00	0.00
FinEx (if Applicable)		0.00	0.00	0.00	0.00	0.00	0.00	0.00	0.00	0.00	0.00	0.00	0.00	0.00	0.00	0.00	0.00	0.00	0.00	0.00	0.00	0.00	0.00
CO		0.00	0.00	0.00	0.00	0.00	0.00	0.00	0.00	0.00	0.00	0.00	0.00	0.00	0.00	0.00	0.00	0.00	0.00	0.00	0.00	0.00	0.00

Certified Correct:

 NATTASSIA V. ADRIANO
 Division Chief, Finance Division
 Date:

Certified Correct:

 MARISA S. ABOGADO
 Division Chief, Accounting and Control Division
 Date:

Recommending Approval:

 ATTY. JAMIE-LYN D. JAMIAS-GARCIA
 Department Manager III, AFD
 Date:

Digitally signed by Jamias-Garcia Jamie-Lyn Dequina

Approved By:

 DR. ANICETO C. ORBETA JR.
 President
 Date:

Digitally signed by Orbeta Aniceto