

STATEMENT OF APPROPRIATIONS, ALLOTMENTS, OBLIGATIONS, DISBURSEMENTS AND BALANCES
As at the Quarter Ending March 31, 2024

Department : Budgetary Support to Government Corporations (BSGC)
 Agency/Entity : Philippine Institute for Development Studies
 Operating Unit : < not applicable >
 Organization Code (UACS) : 35 058 0000000
 Fund Cluster : 01 - Regular Agency Fund
 (e.g. UACS Fund Cluster: 01-Regular Agency Fund, 02-Foreign Assisted Projects Fund, 03-Special Account-Locally Funded/Domestic Grants Fund, and 04-Special Account-Foreign Assisted/Foreign Grants Fund)

X	Current Year Appropriations
	Supplemental Appropriations
	Continuing Appropriations

Particulars	UACS CODE	Appropriations				Allotments				Current Year Obligations					Current Year Disbursements					Balances			
		Authorized Appropriations	Adjustments (Transfer To/From, Modifications/ Augmentations)	Adjusted Appropriations	Allotments Received	Adjustments (Reductions, Modifications/ Augmentations)	Transfer To	Transfer From	Adjusted Allotments	1st Quarter Ending March 31	2nd Quarter Ending June 30	3rd Quarter Ending September 30	4th Quarter Ending December 31	Total	1st Quarter Ending March 31	2nd Quarter Ending June 30	3rd Quarter Ending September 30	4th Quarter Ending December 31	Total	Unreleased Appropriations	Unobligated Allotments	Unpaid Obligations (15-20)=(23+24)	
		3	4	5=(3+4)	6	7	8	9	10=(6)+(7)-(8)+(9)	11	12	13	14	15=(11+12+13+14)	16	17	18	19	20=(16+17+18+19)	21	22	23	24
I. Agency Specific Budget		247,452,000.00	20,000,000.00	267,452,000.00	247,452,000.00	20,000,000.00	0.00	0.00	267,452,000.00	55,613,000.00	0.00	0.00	0.00	55,613,000.00	29,480,901.57	0.00	0.00	0.00	29,480,901.57	0.00	211,839,000.00	0.00	26,132,098.43
General Administration and Support	1000000000000000	50,441,000.00	0.00	50,441,000.00	50,441,000.00	0.00	0.00	50,441,000.00	12,611,000.00	0.00	0.00	0.00	12,611,000.00	7,316,576.80	0.00	0.00	0.00	7,316,576.80	0.00	37,830,000.00	0.00	5,294,423.20	
General Management and Supervision	100000100001000	50,441,000.00	0.00	50,441,000.00	50,441,000.00	0.00	0.00	50,441,000.00	12,611,000.00	0.00	0.00	0.00	12,611,000.00	7,316,576.80	0.00	0.00	0.00	7,316,576.80	0.00	37,830,000.00	0.00	5,294,423.20	
MOOE		50,441,000.00	0.00	50,441,000.00	50,441,000.00	0.00	0.00	50,441,000.00	12,611,000.00	0.00	0.00	0.00	12,611,000.00	7,316,576.80	0.00	0.00	0.00	7,316,576.80	0.00	37,830,000.00	0.00	5,294,423.20	
Sub-Total, General Administration and Support		50,441,000.00	0.00	50,441,000.00	50,441,000.00	0.00	0.00	50,441,000.00	12,611,000.00	0.00	0.00	0.00	12,611,000.00	7,316,576.80	0.00	0.00	0.00	7,316,576.80	0.00	37,830,000.00	0.00	5,294,423.20	
PS		0.00	0.00	0.00	0.00	0.00	0.00	0.00	0.00	0.00	0.00	0.00	0.00	0.00	0.00	0.00	0.00	0.00	0.00	0.00	0.00	0.00	
MOOE		50,441,000.00	0.00	50,441,000.00	50,441,000.00	0.00	0.00	50,441,000.00	12,611,000.00	0.00	0.00	0.00	12,611,000.00	7,316,576.80	0.00	0.00	0.00	7,316,576.80	0.00	37,830,000.00	0.00	5,294,423.20	
FinEx (if Applicable)		0.00	0.00	0.00	0.00	0.00	0.00	0.00	0.00	0.00	0.00	0.00	0.00	0.00	0.00	0.00	0.00	0.00	0.00	0.00	0.00	0.00	
CO		0.00	0.00	0.00	0.00	0.00	0.00	0.00	0.00	0.00	0.00	0.00	0.00	0.00	0.00	0.00	0.00	0.00	0.00	0.00	0.00	0.00	
Support to Operations	2000000000000000	21,043,000.00	0.00	21,043,000.00	21,043,000.00	0.00	0.00	21,043,000.00	5,260,000.00	0.00	0.00	0.00	5,260,000.00	5,064,582.74	0.00	0.00	0.00	5,064,582.74	0.00	15,763,000.00	0.00	195,417.26	
Operations of the Philippine APEC Study Center Network (PASCN)	200000100002000	2,935,000.00	0.00	2,935,000.00	2,935,000.00	0.00	0.00	2,935,000.00	734,000.00	0.00	0.00	0.00	734,000.00	538,582.74	0.00	0.00	0.00	538,582.74	0.00	2,201,000.00	0.00	195,417.26	
MOOE		2,935,000.00	0.00	2,935,000.00	2,935,000.00	0.00	0.00	2,935,000.00	734,000.00	0.00	0.00	0.00	734,000.00	538,582.74	0.00	0.00	0.00	538,582.74	0.00	2,201,000.00	0.00	195,417.26	
Publication, Seminars, Information and Communications Technology Services, and Research Program Management	200000100003000	18,108,000.00	0.00	18,108,000.00	18,108,000.00	0.00	0.00	18,108,000.00	4,526,000.00	0.00	0.00	0.00	4,526,000.00	4,526,000.00	0.00	0.00	0.00	4,526,000.00	0.00	13,562,000.00	0.00	0.00	
MOOE		18,108,000.00	0.00	18,108,000.00	18,108,000.00	0.00	0.00	18,108,000.00	4,526,000.00	0.00	0.00	0.00	4,526,000.00	4,526,000.00	0.00	0.00	0.00	4,526,000.00	0.00	13,562,000.00	0.00	0.00	
Sub-Total, Support to Operations		21,043,000.00	0.00	21,043,000.00	21,043,000.00	0.00	0.00	21,043,000.00	5,260,000.00	0.00	0.00	0.00	5,260,000.00	5,064,582.74	0.00	0.00	0.00	5,064,582.74	0.00	15,763,000.00	0.00	195,417.26	
PS		0.00	0.00	0.00	0.00	0.00	0.00	0.00	0.00	0.00	0.00	0.00	0.00	0.00	0.00	0.00	0.00	0.00	0.00	0.00	0.00	0.00	
MOOE		21,043,000.00	0.00	21,043,000.00	21,043,000.00	0.00	0.00	21,043,000.00	5,260,000.00	0.00	0.00	0.00	5,260,000.00	5,064,582.74	0.00	0.00	0.00	5,064,582.74	0.00	15,763,000.00	0.00	195,417.26	
FinEx (if Applicable)		0.00	0.00	0.00	0.00	0.00	0.00	0.00	0.00	0.00	0.00	0.00	0.00	0.00	0.00	0.00	0.00	0.00	0.00	0.00	0.00	0.00	
CO		0.00	0.00	0.00	0.00	0.00	0.00	0.00	0.00	0.00	0.00	0.00	0.00	0.00	0.00	0.00	0.00	0.00	0.00	0.00	0.00	0.00	
Operations	3000000000000000	175,968,000.00	20,000,000.00	195,968,000.00	175,968,000.00	20,000,000.00	0.00	0.00	195,968,000.00	37,742,000.00	0.00	0.00	0.00	37,742,000.00	17,099,742.03	0.00	0.00	17,099,742.03	0.00	158,226,000.00	0.00	20,642,257.97	
OO - Government policies and services, through the aid of policy research, improved		175,968,000.00	20,000,000.00	195,968,000.00	175,968,000.00	20,000,000.00	0.00	0.00	195,968,000.00	37,742,000.00	0.00	0.00	0.00	37,742,000.00	17,099,742.03	0.00	0.00	17,099,742.03	0.00	158,226,000.00	0.00	20,642,257.97	
SOCIO-ECONOMIC POLICY RESEARCH PROGRAM		175,968,000.00	20,000,000.00	195,968,000.00	175,968,000.00	20,000,000.00	0.00	0.00	195,968,000.00	37,742,000.00	0.00	0.00	0.00	37,742,000.00	17,099,742.03	0.00	0.00	17,099,742.03	0.00	158,226,000.00	0.00	20,642,257.97	
Conduct of policy research	310100100001000	175,968,000.00	20,000,000.00	195,968,000.00	175,968,000.00	20,000,000.00	0.00	0.00	195,968,000.00	37,742,000.00	0.00	0.00	0.00	37,742,000.00	17,099,742.03	0.00	0.00	17,099,742.03	0.00	158,226,000.00	0.00	20,642,257.97	
MOOE		175,968,000.00	20,000,000.00	195,968,000.00	175,968,000.00	20,000,000.00	0.00	0.00	195,968,000.00	37,742,000.00	0.00	0.00	0.00	37,742,000.00	17,099,742.03	0.00	0.00	17,099,742.03	0.00	158,226,000.00	0.00	20,642,257.97	

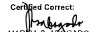
Department : Budgetary Support to Government Corporations (BSGC)
 Agency/Entity : Philippine Institute for Development Studies
 Operating Unit : < not applicable >
 Organization Code (UACS) : 35 058 0000000
 Fund Cluster : 01 - Regular Agency Fund
 (e.g. UACS Fund Cluster: 01-Regular Agency Fund, 02-Foreign Assisted Projects Fund, 03-Special Account-Locally Funded/Domestic Grants Fund, and 04-Special Account-Foreign Assisted/Foreign Grants Fund)

X	Current Year Appropriations
	Supplemental Appropriations
	Continuing Appropriations

Particulars	UACS CODE	Appropriations					Allotments			Current Year Obligations					Current Year Disbursements				Balances				
		Authorized Appropriations	Adjustments (Transfer To/From, Modifications/ Augmentations)	Adjusted Appropriations	Allotments Received	Adjustments (Reductions, Modifications/ Augmentations)	Transfer To	Transfer From	Adjusted Allotments	1st Quarter Ending March 31	2nd Quarter Ending June 30	3rd Quarter Ending September 30	4th Quarter Ending December 31	Total	1st Quarter Ending March 31	2nd Quarter Ending June 30	3rd Quarter Ending September 30	4th Quarter Ending December 31	Total	Unreleased Appropriations	Unobligated Allotments	Unpaid Obligations (15-20)=(23+24)	
1	2	3	4	5=(3+4)	6	7	8	9	10=(6+7)-8+9	11	12	13	14	15=(11+12+13+14)	16	17	18	19	20=(16+17+18+19)	21	22	23	24
Sub-Total, Operations		175,968,000.00	20,000,000.00	195,968,000.00	175,968,000.00	20,000,000.00	0.00	0.00	195,968,000.00	37,742,000.00	0.00	0.00	0.00	37,742,000.00	17,099,742.03	0.00	0.00	0.00	17,099,742.03	0.00	158,226,000.00	0.00	20,642,257.97
PS		0.00	0.00	0.00	0.00	0.00	0.00	0.00	0.00	0.00	0.00	0.00	0.00	0.00	0.00	0.00	0.00	0.00	0.00	0.00	0.00	0.00	0.00
MOOE		175,968,000.00	20,000,000.00	195,968,000.00	175,968,000.00	20,000,000.00	0.00	0.00	195,968,000.00	37,742,000.00	0.00	0.00	0.00	37,742,000.00	17,099,742.03	0.00	0.00	0.00	17,099,742.03	0.00	158,226,000.00	0.00	20,642,257.97
FinEx (if Applicable)		0.00	0.00	0.00	0.00	0.00	0.00	0.00	0.00	0.00	0.00	0.00	0.00	0.00	0.00	0.00	0.00	0.00	0.00	0.00	0.00	0.00	0.00
CO		0.00	0.00	0.00	0.00	0.00	0.00	0.00	0.00	0.00	0.00	0.00	0.00	0.00	0.00	0.00	0.00	0.00	0.00	0.00	0.00	0.00	0.00
Sub-Total, I. Agency Specific Budget		247,452,000.00	20,000,000.00	267,452,000.00	247,452,000.00	20,000,000.00	0.00	0.00	267,452,000.00	55,613,000.00	0.00	0.00	0.00	55,613,000.00	29,480,901.57	0.00	0.00	0.00	29,480,901.57	0.00	211,839,000.00	0.00	26,132,098.43
PS		0.00	0.00	0.00	0.00	0.00	0.00	0.00	0.00	0.00	0.00	0.00	0.00	0.00	0.00	0.00	0.00	0.00	0.00	0.00	0.00	0.00	0.00
MOOE		247,452,000.00	20,000,000.00	267,452,000.00	247,452,000.00	20,000,000.00	0.00	0.00	267,452,000.00	55,613,000.00	0.00	0.00	0.00	55,613,000.00	29,480,901.57	0.00	0.00	0.00	29,480,901.57	0.00	211,839,000.00	0.00	26,132,098.43
FinEx (if Applicable)		0.00	0.00	0.00	0.00	0.00	0.00	0.00	0.00	0.00	0.00	0.00	0.00	0.00	0.00	0.00	0.00	0.00	0.00	0.00	0.00	0.00	0.00
CO		0.00	0.00	0.00	0.00	0.00	0.00	0.00	0.00	0.00	0.00	0.00	0.00	0.00	0.00	0.00	0.00	0.00	0.00	0.00	0.00	0.00	0.00
IV. Reversion of the Unobligated Allotments charged against R.A. Nos. 11465 and 11494		0.00	0.00	0.00	0.00	0.00	0.00	0.00	0.00	0.00	0.00	0.00	0.00	0.00	0.00	0.00	0.00	0.00	0.00	0.00	0.00	0.00	0.00
GRAND TOTAL		247,452,000.00	20,000,000.00	267,452,000.00	247,452,000.00	20,000,000.00	0.00	0.00	267,452,000.00	55,613,000.00	0.00	0.00	0.00	55,613,000.00	29,480,901.57	0.00	0.00	0.00	29,480,901.57	0.00	211,839,000.00	0.00	26,132,098.43
MOOE		247,452,000.00	20,000,000.00	267,452,000.00	247,452,000.00	20,000,000.00	0.00	0.00	267,452,000.00	55,613,000.00	0.00	0.00	0.00	55,613,000.00	29,480,901.57	0.00	0.00	0.00	29,480,901.57	0.00	211,839,000.00	0.00	26,132,098.43
Recapitulation by OO:																							
I. Agency Specific Budget		175,968,000.00	20,000,000.00	195,968,000.00	175,968,000.00	20,000,000.00	0.00	0.00	195,968,000.00	37,742,000.00	0.00	0.00	0.00	37,742,000.00	17,099,742.03	0.00	0.00	0.00	17,099,742.03	0.00	158,226,000.00	0.00	20,642,257.97
SOCIO-ECONOMIC POLICY RESEARCH PROGRAM		175,968,000.00	20,000,000.00	195,968,000.00	175,968,000.00	20,000,000.00	0.00	0.00	195,968,000.00	37,742,000.00	0.00	0.00	0.00	37,742,000.00	17,099,742.03	0.00	0.00	0.00	17,099,742.03	0.00	158,226,000.00	0.00	20,642,257.97


Certified Correct:

 MARISSA S. CASADIO
 Division Chief, Finance Division
 Date: April 25, 2024 11:39 AM

Certified Correct:

 MARISSA S. CASADIO
 Division Chief, Accounting and Control Division
 Date: April 25, 2024 11:39 AM

Recommended Approved By:

 JUNIUS Y. LIMAS-SANCHEZ
 Department Manager, Administrative and Finance Department
 Date: April 25, 2024 11:40 AM

Approved By:

 AMICOR P. RIBETA, JR.
 President
 Date: April 25, 2024 11:42 AM

STATEMENT OF APPROPRIATIONS, ALLOTMENTS, OBLIGATIONS, DISBURSEMENTS AND BALANCES
As at the Quarter Ending March 31, 2024

Department : Budgetary Support to Government Corporations
Agency/Entity : Philippine Institute for Development Studies
Operating Unit : <not applicable>
Organization Code (UACS) : 35 058 0000000
Fund Cluster: 01 Regular Agency Fund


Authorization: **Continuing Appropriations**

Particulars	UACS CODE	Appropriation			Allotments			Current Year Obligations					Current Year Disbursements				Balances						
		Authorized Appropriation	Adjustments (Transfer To/From Realignment)	Adjusted Appropriations	Allotments Received	Adjustments (Reductions, Modifications/ Augmentations)	Transfer To	Transfer From	Adjusted Total Allotments	1st Quarter Ending March 31	2nd Quarter Ending June 30	3rd Quarter Ending Sept. 30	4th Quarter Ending Dec. 31	Total	1st Quarter Ending March 31	2nd Quarter Ending June 30	3rd Quarter Ending Sept. 30	4th Quarter Ending Dec. 31	Total	Unreleased Appropriations	Unobligated Allotment	Unpaid Obligations (15-20 + 23+24)	
1	2	3	4	5=(3+4)	6	7	8	9	10=(6+(-7)+8+9)	11	12	13	14	15=(11+12+13+14)	16	17	18	19	20=(16+17+18+19)	21=(5-10)	22=(10-15)	23	24
I. Agency Specific Budget																							
Subsidies	01101277																						
General Administration and Support	1000000000000000	99,987,000.00		99,987,000.00	99,987,000.00				99,987,000.00	-	-	-	-	-	-	-	-	-	-	-	-	99,987,000.00	-
General Management and Supervision	100000100001000	99,987,000.00		99,987,000.00	99,987,000.00				99,987,000.00	-	-	-	-	-	-	-	-	-	-	-	-	99,987,000.00	-
MOOE		99,987,000.00		99,987,000.00	99,987,000.00				99,987,000.00	-	-	-	-	-	-	-	-	-	-	-	-	99,987,000.00	-
Support to Operations	2000000000000000	-		-	-				-	-	-	-	-	-	-	-	-	-	-	-	-	-	-
Publications, Seminars, Information and Communication Technology Services, and Research Program Management	200000100001000	-		-	-				-	-	-	-	-	-	-	-	-	-	-	-	-	-	-
MOOE		-		-	-				-	-	-	-	-	-	-	-	-	-	-	-	-	-	-
Operations of the Philippine APCC Study Center Network (PASCN) created under Administrative Order No. 303 dated November 23, 1996	200000100002000	-		-	-				-	-	-	-	-	-	-	-	-	-	-	-	-	-	-
MOOE		-		-	-				-	-	-	-	-	-	-	-	-	-	-	-	-	-	-
Operations	3000000000000000	40,829,000.00	-	40,829,000.00	15,212,000.00				15,212,000.00	2,826,177.98	-	-	-	2,826,177.98	2,826,177.98	-	-	-	-	2,826,177.98	25,617,000.00	12,385,822.02	-
GO: Government policies and services through the aid of policy research, improved																							
SOCD-ECONOMIC POLICY RESEARCH PROGRAM	300000100001000	40,829,000.00	-	40,829,000.00	15,212,000.00				15,212,000.00	2,826,177.98	-	-	-	2,826,177.98	2,826,177.98	-	-	-	-	2,826,177.98	25,617,000.00	12,385,822.02	-
Conduct of policy research		40,829,000.00	-	40,829,000.00	15,212,000.00				15,212,000.00	2,826,177.98	-	-	-	2,826,177.98	2,826,177.98	-	-	-	-	2,826,177.98	25,617,000.00	12,385,822.02	-
MOOE		40,829,000.00	-	40,829,000.00	15,212,000.00				15,212,000.00	2,826,177.98	-	-	-	2,826,177.98	2,826,177.98	-	-	-	-	2,826,177.98	25,617,000.00	12,385,822.02	-
Sub-Total, Agency-Specific		140,816,000.00	-	140,816,000.00	115,199,000.00				115,199,000.00	2,826,177.98	-	-	-	2,826,177.98	2,826,177.98	-	-	-	-	2,826,177.98	25,617,000.00	112,372,822.02	-
PS																							
MOOE		140,816,000.00	-	140,816,000.00	115,199,000.00				115,199,000.00	2,826,177.98	-	-	-	2,826,177.98	2,826,177.98	-	-	-	-	2,826,177.98	25,617,000.00	112,372,822.02	-
Fin Ex																							
CO																							
II. Automatic Appropriations																							
Sub-Total, Automatic Appropriations																							
III. Special Purpose Fund																							
Sub-Total, SPF																							
GRAND TOTAL		140,816,000.00	-	140,816,000.00	115,199,000.00				115,199,000.00	2,826,177.98	-	-	-	2,826,177.98	2,826,177.98	-	-	-	-	2,826,177.98	25,617,000.00	112,372,822.02	-
PS																							
MOOE		140,816,000.00	-	140,816,000.00	115,199,000.00				115,199,000.00	2,826,177.98	-	-	-	2,826,177.98	2,826,177.98	-	-	-	-	2,826,177.98	25,617,000.00	112,372,822.02	-
Fin Ex																							
CO																							


Certified Correct:


NATAS V. ADRIANO
Division Chief II, Finance Division
Date: 04/25/2024


Certified Correct:


NATAS V. ADRIANO
Division Chief II, Accounting and Control Division
Date: 04/25/2024

Recommended By:


LYN D. RAMOS-GARCIA
Department Manager III, Administrative and Finance Department
Date: 04/25/2024

Approved By:


AMCETO C. BUETAR, JR.
President
Date: 04/25/2024