

STATEMENT OF APPROPRIATIONS, ALLOTMENTS, OBLIGATIONS, DISBURSEMENTS AND BALANCES

As at the Quarter Ending June 30, 2024

Department : Budgetary Support to Government Corporations (BSGC)
 Agency/Entity : Philippine Institute for Development Studies
 Operating Unit : < not applicable >
 Organization Code (UACS) : 35 058 0000000
 Fund Cluster : 01 - Regular Agency Fund

| | |
|---|-----------------------------|
| X | Current Year Appropriations |
| | Supplemental Appropriations |
| | Continuing Appropriations |


(e.g. UACS Fund Cluster: 01-Regular Agency Fund, 02-Foreign Assisted Projects Fund, 03-Special Account-Locally Funded/Domestic Grants Fund, and 04-Special Account-Foreign Assisted/Foreign Grants Fund)


| Particulars | UACS CODE | Appropriations | | | Allotments | | | Current Year Obligations | | | | | Current Year Disbursements | | | | | Balances | | | | | |
|--|------------------|---------------------------|--|-------------------------|-----------------------|--|-------------|--------------------------|-----------------------|-----------------------------|----------------------------|---------------------------------|--------------------------------|-----------------------|-----------------------------|----------------------------|---------------------------------|--------------------------------|----------------------|---------------------------|------------------------|------------------------------------|----------------------------|
| | | Authorized Appropriations | Adjustments (Transfer To/From, Modifications/ Augmentations) | Adjusted Appropriations | Allotments Received | Adjustments (Reductions, Modifications/ Augmentations) | Transfer To | Transfer From | Adjusted Allotments | 1st Quarter Ending March 31 | 2nd Quarter Ending June 30 | 3rd Quarter Ending September 30 | 4th Quarter Ending December 31 | Total | 1st Quarter Ending March 31 | 2nd Quarter Ending June 30 | 3rd Quarter Ending September 30 | 4th Quarter Ending December 31 | Total | Unreleased Appropriations | Unobligated Allotments | Unpaid Obligations (15-20)=(23+24) | |
| | | | | | | | | | | | | | | | | | | | | | | Due and Demandable | Not Yet Due and Demandable |
| 1 | 2 | 3 | 4 | 5=(3+4) | 6 | 7 | 8 | 9 | 10=[(6+(-)7)-8+9] | 11 | 12 | 13 | 14 | 15=(11+12+13+14) | 16 | 17 | 18 | 19 | 20=(16+17+18+19) | 21 | 22 | 23 | 24 |
| I. Agency Specific Budget | | 247,452,000.00 | 20,000,000.00 | 267,452,000.00 | 247,452,000.00 | 20,000,000.00 | 0.00 | 0.00 | 267,452,000.00 | 55,613,000.00 | 63,946,000.00 | 0.00 | 0.00 | 119,559,000.00 | 29,480,901.57 | 56,055,791.61 | 0.00 | 0.00 | 85,536,693.18 | 0.00 | 147,893,000.00 | 0.00 | 34,022,306.82 |
| General Administration and Support | 1000000000000000 | 50,441,000.00 | 0.00 | 50,441,000.00 | 50,441,000.00 | 0.00 | 0.00 | 0.00 | 50,441,000.00 | 12,611,000.00 | 12,611,000.00 | 0.00 | 0.00 | 25,222,000.00 | 7,316,576.80 | 17,905,423.20 | 0.00 | 0.00 | 25,222,000.00 | 0.00 | 25,219,000.00 | 0.00 | 0.00 |
| General Management and Supervision | 100000100001000 | 50,441,000.00 | 0.00 | 50,441,000.00 | 50,441,000.00 | 0.00 | 0.00 | 0.00 | 50,441,000.00 | 12,611,000.00 | 12,611,000.00 | 0.00 | 0.00 | 25,222,000.00 | 7,316,576.80 | 17,905,423.20 | 0.00 | 0.00 | 25,222,000.00 | 0.00 | 25,219,000.00 | 0.00 | 0.00 |
| MOOE | | 50,441,000.00 | 0.00 | 50,441,000.00 | 50,441,000.00 | 0.00 | 0.00 | 0.00 | 50,441,000.00 | 12,611,000.00 | 12,611,000.00 | 0.00 | 0.00 | 25,222,000.00 | 7,316,576.80 | 17,905,423.20 | 0.00 | 0.00 | 25,222,000.00 | 0.00 | 25,219,000.00 | 0.00 | 0.00 |
| Sub-Total, General Administration and Support | | 50,441,000.00 | 0.00 | 50,441,000.00 | 50,441,000.00 | 0.00 | 0.00 | 0.00 | 50,441,000.00 | 12,611,000.00 | 12,611,000.00 | 0.00 | 0.00 | 25,222,000.00 | 7,316,576.80 | 17,905,423.20 | 0.00 | 0.00 | 25,222,000.00 | 0.00 | 25,219,000.00 | 0.00 | 0.00 |
| PS | | 0.00 | 0.00 | 0.00 | 0.00 | 0.00 | 0.00 | 0.00 | 0.00 | 0.00 | 0.00 | 0.00 | 0.00 | 0.00 | 0.00 | 0.00 | 0.00 | 0.00 | 0.00 | 0.00 | 0.00 | 0.00 | 0.00 |
| MOOE | | 50,441,000.00 | 0.00 | 50,441,000.00 | 50,441,000.00 | 0.00 | 0.00 | 0.00 | 50,441,000.00 | 12,611,000.00 | 12,611,000.00 | 0.00 | 0.00 | 25,222,000.00 | 7,316,576.80 | 17,905,423.20 | 0.00 | 0.00 | 25,222,000.00 | 0.00 | 25,219,000.00 | 0.00 | 0.00 |
| FinEx (if Applicable) | | 0.00 | 0.00 | 0.00 | 0.00 | 0.00 | 0.00 | 0.00 | 0.00 | 0.00 | 0.00 | 0.00 | 0.00 | 0.00 | 0.00 | 0.00 | 0.00 | 0.00 | 0.00 | 0.00 | 0.00 | 0.00 | 0.00 |
| CO | | 0.00 | 0.00 | 0.00 | 0.00 | 0.00 | 0.00 | 0.00 | 0.00 | 0.00 | 0.00 | 0.00 | 0.00 | 0.00 | 0.00 | 0.00 | 0.00 | 0.00 | 0.00 | 0.00 | 0.00 | 0.00 | 0.00 |
| Support to Operations | 2000000000000000 | 21,043,000.00 | 0.00 | 21,043,000.00 | 21,043,000.00 | 0.00 | 0.00 | 0.00 | 21,043,000.00 | 5,260,000.00 | 5,260,000.00 | 0.00 | 0.00 | 10,520,000.00 | 5,064,582.74 | 5,455,417.26 | 0.00 | 0.00 | 10,520,000.00 | 0.00 | 10,523,000.00 | 0.00 | 0.00 |
| Operations of the Philippine APEC Study Center Network (PASCN) | 200000100002000 | 2,935,000.00 | 0.00 | 2,935,000.00 | 2,935,000.00 | 0.00 | 0.00 | 0.00 | 2,935,000.00 | 734,000.00 | 734,000.00 | 0.00 | 0.00 | 1,468,000.00 | 538,582.74 | 929,417.26 | 0.00 | 0.00 | 1,468,000.00 | 0.00 | 1,467,000.00 | 0.00 | 0.00 |
| MOOE | | 2,935,000.00 | 0.00 | 2,935,000.00 | 2,935,000.00 | 0.00 | 0.00 | 0.00 | 2,935,000.00 | 734,000.00 | 734,000.00 | 0.00 | 0.00 | 1,468,000.00 | 538,582.74 | 929,417.26 | 0.00 | 0.00 | 1,468,000.00 | 0.00 | 1,467,000.00 | 0.00 | 0.00 |
| Publication, Seminars, Information and Communications Technology Services, and Research Program Management | 200000100003000 | 18,108,000.00 | 0.00 | 18,108,000.00 | 18,108,000.00 | 0.00 | 0.00 | 0.00 | 18,108,000.00 | 4,526,000.00 | 4,526,000.00 | 0.00 | 0.00 | 9,052,000.00 | 4,526,000.00 | 4,526,000.00 | 0.00 | 0.00 | 9,052,000.00 | 0.00 | 9,056,000.00 | 0.00 | 0.00 |
| MOOE | | 18,108,000.00 | 0.00 | 18,108,000.00 | 18,108,000.00 | 0.00 | 0.00 | 0.00 | 18,108,000.00 | 4,526,000.00 | 4,526,000.00 | 0.00 | 0.00 | 9,052,000.00 | 4,526,000.00 | 4,526,000.00 | 0.00 | 0.00 | 9,052,000.00 | 0.00 | 9,056,000.00 | 0.00 | 0.00 |
| Sub-Total, Support to Operations | | 21,043,000.00 | 0.00 | 21,043,000.00 | 21,043,000.00 | 0.00 | 0.00 | 0.00 | 21,043,000.00 | 5,260,000.00 | 5,260,000.00 | 0.00 | 0.00 | 10,520,000.00 | 5,064,582.74 | 5,455,417.26 | 0.00 | 0.00 | 10,520,000.00 | 0.00 | 10,523,000.00 | 0.00 | 0.00 |
| PS | | 0.00 | 0.00 | 0.00 | 0.00 | 0.00 | 0.00 | 0.00 | 0.00 | 0.00 | 0.00 | 0.00 | 0.00 | 0.00 | 0.00 | 0.00 | 0.00 | 0.00 | 0.00 | 0.00 | 0.00 | 0.00 | 0.00 |
| MOOE | | 21,043,000.00 | 0.00 | 21,043,000.00 | 21,043,000.00 | 0.00 | 0.00 | 0.00 | 21,043,000.00 | 5,260,000.00 | 5,260,000.00 | 0.00 | 0.00 | 10,520,000.00 | 5,064,582.74 | 5,455,417.26 | 0.00 | 0.00 | 10,520,000.00 | 0.00 | 10,523,000.00 | 0.00 | 0.00 |
| FinEx (if Applicable) | | 0.00 | 0.00 | 0.00 | 0.00 | 0.00 | 0.00 | 0.00 | 0.00 | 0.00 | 0.00 | 0.00 | 0.00 | 0.00 | 0.00 | 0.00 | 0.00 | 0.00 | 0.00 | 0.00 | 0.00 | 0.00 | 0.00 |
| CO | | 0.00 | 0.00 | 0.00 | 0.00 | 0.00 | 0.00 | 0.00 | 0.00 | 0.00 | 0.00 | 0.00 | 0.00 | 0.00 | 0.00 | 0.00 | 0.00 | 0.00 | 0.00 | 0.00 | 0.00 | 0.00 | 0.00 |
| Operations | 3000000000000000 | 175,968,000.00 | 20,000,000.00 | 195,968,000.00 | 175,968,000.00 | 20,000,000.00 | 0.00 | 0.00 | 195,968,000.00 | 37,742,000.00 | 46,075,000.00 | 0.00 | 0.00 | 83,817,000.00 | 17,099,742.03 | 32,694,951.15 | 0.00 | 0.00 | 49,794,693.18 | 0.00 | 112,151,000.00 | 0.00 | 34,022,306.82 |
| OO : Government policies and services, through the aid of policy research, improved | | 175,968,000.00 | 20,000,000.00 | 195,968,000.00 | 175,968,000.00 | 20,000,000.00 | 0.00 | 0.00 | 195,968,000.00 | 37,742,000.00 | 46,075,000.00 | 0.00 | 0.00 | 83,817,000.00 | 17,099,742.03 | 32,694,951.15 | 0.00 | 0.00 | 49,794,693.18 | 0.00 | 112,151,000.00 | 0.00 | 34,022,306.82 |
| SOCIO-ECONOMIC POLICY RESEARCH PROGRAM | | 175,968,000.00 | 20,000,000.00 | 195,968,000.00 | 175,968,000.00 | 20,000,000.00 | 0.00 | 0.00 | 195,968,000.00 | 37,742,000.00 | 46,075,000.00 | 0.00 | 0.00 | 83,817,000.00 | 17,099,742.03 | 32,694,951.15 | 0.00 | 0.00 | 49,794,693.18 | 0.00 | 112,151,000.00 | 0.00 | 34,022,306.82 |
| Conduct of policy research | 310100100001000 | 175,968,000.00 | 20,000,000.00 | 195,968,000.00 | 175,968,000.00 | 20,000,000.00 | 0.00 | 0.00 | 195,968,000.00 | 37,742,000.00 | 46,075,000.00 | 0.00 | 0.00 | 83,817,000.00 | 17,099,742.03 | 32,694,951.15 | 0.00 | 0.00 | 49,794,693.18 | 0.00 | 112,151,000.00 | 0.00 | 34,022,306.82 |
| MOOE | | 175,968,000.00 | 20,000,000.00 | 195,968,000.00 | 175,968,000.00 | 20,000,000.00 | 0.00 | 0.00 | 195,968,000.00 | 37,742,000.00 | 46,075,000.00 | 0.00 | 0.00 | 83,817,000.00 | 17,099,742.03 | 32,694,951.15 | 0.00 | 0.00 | 49,794,693.18 | 0.00 | 112,151,000.00 | 0.00 | 34,022,306.82 |

Department : Budgetary Support to Government Corporations (BSGC)
 Agency/Entity : Philippine Institute for Development Studies
 Operating Unit : < not applicable >
 Organization Code (UACS) : 35 058 0000000
 Fund Cluster : 01 - Regular Agency Fund
 (e.g. UACS Fund Cluster: 01-Regular Agency Fund, 02-Foreign Assisted Projects Fund, 03-Special Account-Locally Funded/Domestic Grants Fund, and 04-Special Account-Foreign Assisted/Foreign Grants Fund)

| | |
|---|-----------------------------|
| X | Current Year Appropriations |
| | Supplemental Appropriations |
| | Continuing Appropriations |

| Particulars | UACS CODE | Appropriations | | | Allotments | | | Current Year Obligations | | | | | Current Year Disbursements | | | | | Balances | | | | | |
|--|-----------|---------------------------|--|-------------------------|-----------------------|--|-------------|--------------------------|-----------------------|-----------------------------|----------------------------|---------------------------------|--------------------------------|-----------------------|-----------------------------|----------------------------|---------------------------------|--------------------------------|----------------------|---------------------------|------------------------|------------------------------------|----------------------------|
| | | Authorized Appropriations | Adjustments (Transfer To/From, Modifications/ Augmentations) | Adjusted Appropriations | Allotments Received | Adjustments (Reductions, Modifications/ Augmentations) | Transfer To | Transfer From | Adjusted Allotments | 1st Quarter Ending March 31 | 2nd Quarter Ending June 30 | 3rd Quarter Ending September 30 | 4th Quarter Ending December 31 | Total | 1st Quarter Ending March 31 | 2nd Quarter Ending June 30 | 3rd Quarter Ending September 30 | 4th Quarter Ending December 31 | Total | Unreleased Appropriations | Unobligated Allotments | Unpaid Obligations (15-20)=(23+24) | |
| | | | | | | | | | | | | | | | | | | | | | | Due and Demandable | Not Yet Due and Demandable |
| 1 | 2 | 3 | 4 | 5=(3+4) | 6 | 7 | 8 | 9 | 10=[(6+(-)7)-8+9] | 11 | 12 | 13 | 14 | 15=(11+12+13+14) | 16 | 17 | 18 | 19 | 20=(16+17+18+19) | 21 | 22 | 23 | 24 |
| Sub-Total, Operations | | 175,968,000.00 | 20,000,000.00 | 195,968,000.00 | 175,968,000.00 | 20,000,000.00 | 0.00 | 0.00 | 195,968,000.00 | 37,742,000.00 | 46,075,000.00 | 0.00 | 0.00 | 83,817,000.00 | 17,099,742.03 | 32,694,951.15 | 0.00 | 0.00 | 49,794,693.18 | 0.00 | 112,151,000.00 | 0.00 | 34,022,306.82 |
| PS | | 0.00 | 0.00 | 0.00 | 0.00 | 0.00 | 0.00 | 0.00 | 0.00 | 0.00 | 0.00 | 0.00 | 0.00 | 0.00 | 0.00 | 0.00 | 0.00 | 0.00 | 0.00 | 0.00 | 0.00 | 0.00 | 0.00 |
| MOOE | | 175,968,000.00 | 20,000,000.00 | 195,968,000.00 | 175,968,000.00 | 20,000,000.00 | 0.00 | 0.00 | 195,968,000.00 | 37,742,000.00 | 46,075,000.00 | 0.00 | 0.00 | 83,817,000.00 | 17,099,742.03 | 32,694,951.15 | 0.00 | 0.00 | 49,794,693.18 | 0.00 | 112,151,000.00 | 0.00 | 34,022,306.82 |
| FinEx (if Applicable) | | 0.00 | 0.00 | 0.00 | 0.00 | 0.00 | 0.00 | 0.00 | 0.00 | 0.00 | 0.00 | 0.00 | 0.00 | 0.00 | 0.00 | 0.00 | 0.00 | 0.00 | 0.00 | 0.00 | 0.00 | 0.00 | 0.00 |
| CO | | 0.00 | 0.00 | 0.00 | 0.00 | 0.00 | 0.00 | 0.00 | 0.00 | 0.00 | 0.00 | 0.00 | 0.00 | 0.00 | 0.00 | 0.00 | 0.00 | 0.00 | 0.00 | 0.00 | 0.00 | 0.00 | 0.00 |
| Sub-Total, I. Agency Specific Budget | | 247,452,000.00 | 20,000,000.00 | 267,452,000.00 | 247,452,000.00 | 20,000,000.00 | 0.00 | 0.00 | 267,452,000.00 | 55,613,000.00 | 63,946,000.00 | 0.00 | 0.00 | 119,559,000.00 | 29,480,901.57 | 56,055,791.61 | 0.00 | 0.00 | 85,536,693.18 | 0.00 | 147,893,000.00 | 0.00 | 34,022,306.82 |
| PS | | 0.00 | 0.00 | 0.00 | 0.00 | 0.00 | 0.00 | 0.00 | 0.00 | 0.00 | 0.00 | 0.00 | 0.00 | 0.00 | 0.00 | 0.00 | 0.00 | 0.00 | 0.00 | 0.00 | 0.00 | 0.00 | 0.00 |
| MOOE | | 247,452,000.00 | 20,000,000.00 | 267,452,000.00 | 247,452,000.00 | 20,000,000.00 | 0.00 | 0.00 | 267,452,000.00 | 55,613,000.00 | 63,946,000.00 | 0.00 | 0.00 | 119,559,000.00 | 29,480,901.57 | 56,055,791.61 | 0.00 | 0.00 | 85,536,693.18 | 0.00 | 147,893,000.00 | 0.00 | 34,022,306.82 |
| FinEx (if Applicable) | | 0.00 | 0.00 | 0.00 | 0.00 | 0.00 | 0.00 | 0.00 | 0.00 | 0.00 | 0.00 | 0.00 | 0.00 | 0.00 | 0.00 | 0.00 | 0.00 | 0.00 | 0.00 | 0.00 | 0.00 | 0.00 | 0.00 |
| CO | | 0.00 | 0.00 | 0.00 | 0.00 | 0.00 | 0.00 | 0.00 | 0.00 | 0.00 | 0.00 | 0.00 | 0.00 | 0.00 | 0.00 | 0.00 | 0.00 | 0.00 | 0.00 | 0.00 | 0.00 | 0.00 | 0.00 |
| IV. Reversion of the Unobligated Allotments charged against R.A. Nos. 11465 and 11494 | | 0.00 | 0.00 | 0.00 | 0.00 | 0.00 | 0.00 | 0.00 | 0.00 | 0.00 | 0.00 | 0.00 | 0.00 | 0.00 | 0.00 | 0.00 | 0.00 | 0.00 | 0.00 | 0.00 | 0.00 | 0.00 | 0.00 |
| GRAND TOTAL | | 247,452,000.00 | 20,000,000.00 | 267,452,000.00 | 247,452,000.00 | 20,000,000.00 | 0.00 | 0.00 | 267,452,000.00 | 55,613,000.00 | 63,946,000.00 | 0.00 | 0.00 | 119,559,000.00 | 29,480,901.57 | 56,055,791.61 | 0.00 | 0.00 | 85,536,693.18 | 0.00 | 147,893,000.00 | 0.00 | 34,022,306.82 |
| MOOE | | 247,452,000.00 | 20,000,000.00 | 267,452,000.00 | 247,452,000.00 | 20,000,000.00 | 0.00 | 0.00 | 267,452,000.00 | 55,613,000.00 | 63,946,000.00 | 0.00 | 0.00 | 119,559,000.00 | 29,480,901.57 | 56,055,791.61 | 0.00 | 0.00 | 85,536,693.18 | 0.00 | 147,893,000.00 | 0.00 | 34,022,306.82 |
| Recapitulation by OO: | | | | | | | | | | | | | | | | | | | | | | | |
| I. Agency Specific Budget | | 175,968,000.00 | 20,000,000.00 | 195,968,000.00 | 175,968,000.00 | 20,000,000.00 | 0.00 | 0.00 | 195,968,000.00 | 37,742,000.00 | 46,075,000.00 | 0.00 | 0.00 | 83,817,000.00 | 17,099,742.03 | 32,694,951.15 | 0.00 | 0.00 | 49,794,693.18 | 0.00 | 112,151,000.00 | 0.00 | 34,022,306.82 |
| SOCIO-ECONOMIC POLICY RESEARCH PROGRAM | | 175,968,000.00 | 20,000,000.00 | 195,968,000.00 | 175,968,000.00 | 20,000,000.00 | 0.00 | 0.00 | 195,968,000.00 | 37,742,000.00 | 46,075,000.00 | 0.00 | 0.00 | 83,817,000.00 | 17,099,742.03 | 32,694,951.15 | 0.00 | 0.00 | 49,794,693.18 | 0.00 | 112,151,000.00 | 0.00 | 34,022,306.82 |

Certified Correct:

 MARIASSIA V. ADRIANO
 Division Chief II, Finance Division
 Date: July 17, 2024 10:37 AM

Certified Correct:

 MARISA S. ABOGADO
 Division Chief II, Accounting and Control Division
 Date: July 17, 2024 10:37 AM

Recommending Approval By:
 JAMIE-LYN D. JAMIAS-GARCIA
 Department Manager III, Administrative and Finance Department
 Date: July 17, 2024 10:45 AM

Approved By:
 ANICETO C. ORBETA JR.
 President
 Date: July 17, 2024 10:47 AM

STATEMENT OF APPROPRIATIONS, ALLOTMENTS, OBLIGATIONS, DISBURSEMENTS AND BALANCES
As at the Quarter Ending June 30, 2024

Authorization:01 - Continuing Appropriations

Department : Budgetary Support to Government Corporations
Agency/Entity : Philippine Institute for Development Studies
Operating Unit : <not applicable>
Organization Code (UACS) : 35 058 0000000
Fund Cluster: 01 Regular Agency Fund

| Particulars | UACS CODE | Appropriation | | | Allotments | | | Current Year Obligations | | | | | Current Year Disbursements | | | | Balances | | | | | | |
|--|------------------|--------------------------|--|-------------------------|---------------------|--|-------------|--------------------------|---------------------------|-----------------------------|----------------------------|-----------------------------|----------------------------|------------------|-----------------------------|----------------------------|-----------------------------|----------------------------|------------------|---------------------------|-----------------------|--------------------------------------|----|
| | | Authorized Appropriation | Adjustments (Transfer To/From Realignment) | Adjusted Appropriations | Allotments Received | Adjustments (Reductions, Modifications/ Augmentations) | Transfer To | Transfer From | Adjusted Total Allotments | 1st Quarter Ending March 31 | 2nd Quarter Ending June 30 | 3rd Quarter Ending Sept. 30 | 4th Quarter Ending Dec. 31 | Total | 1st Quarter Ending March 31 | 2nd Quarter Ending June 30 | 3rd Quarter Ending Sept. 30 | 4th Quarter Ending Dec. 31 | Total | Unreleased Appropriations | Unobligated Allotment | Unpaid Obligations (15-20) = (23+24) | |
| 1 | 2 | 3 | 4 | 5=(3+4) | 6 | 7 | 8 | 9 | 10=[(6+(-)7)-8+9] | 11 | 12 | 13 | 14 | 15=(11+12+13+14) | 16 | 17 | 18 | 19 | 20=(16+17+18+19) | 21=(5-10) | 22=(10-15) | 23 | 24 |
| I. Agency Specific Budget | | | | | | | | | | | | | | | | | | | | | | | |
| Subsidies | 01101277 | | | | | | | | | | | | | | | | | | | | | | |
| General Administration and Support | 1000000000000000 | 99,987,000.00 | | 99,987,000.00 | 99,987,000.00 | | | | 99,987,000.00 | - | - | - | - | - | - | - | - | - | - | - | 99,987,000.00 | - | - |
| General Management and Supervision | 100000100001000 | 99,987,000.00 | | 99,987,000.00 | 99,987,000.00 | | | | 99,987,000.00 | - | - | - | - | - | - | - | - | - | - | - | 99,987,000.00 | - | - |
| MOOE | | 99,987,000.00 | | 99,987,000.00 | 99,987,000.00 | | | | 99,987,000.00 | - | - | - | - | - | - | - | - | - | - | - | 99,987,000.00 | - | - |
| Support to Operations | 2000000000000000 | | | | | | | | | | | | | | | | | | | | | | |
| a. Publications, Seminars, Information and Communication Technology Services, and Research Program Management | 200000100001000 | | | | | | | | | | | | | | | | | | | | | | |
| MOOE | | | | | | | | | | | | | | | | | | | | | | | |
| b. Operations of the Philippine APEC Study Center Network (PASCN) created under Administrative Order No. 303 dated November 23, 1996 | 200000100002000 | | | | | | | | | | | | | | | | | | | | | | |
| MOOE | | | | | | | | | | | | | | | | | | | | | | | |
| Operations | 3000000000000000 | 40,831,000.00 | | 40,831,000.00 | 15,214,000.00 | | | | 15,214,000.00 | 2,826,177.98 | 3,289,934.06 | | | 6,116,112.04 | 2,826,177.98 | 3,289,934.06 | | | | | 25,617,000.00 | 9,097,887.96 | - |
| OO: Government policies and services through the aid of policy research, improved | | | | | | | | | | | | | | | | | | | | | | | |
| SOCIO-ECONOMIC POLICY RESEARCH PROGRAM | 300000100001000 | 40,831,000.00 | | 40,831,000.00 | 15,214,000.00 | | | | 15,214,000.00 | 2,826,177.98 | 3,289,934.06 | | | 6,116,112.04 | 2,826,177.98 | 3,289,934.06 | | | | | 25,617,000.00 | 9,097,887.96 | - |
| Conduct of policy research | | 40,831,000.00 | | 40,831,000.00 | 15,214,000.00 | | | | 15,214,000.00 | 2,826,177.98 | 3,289,934.06 | | | 6,116,112.04 | 2,826,177.98 | 3,289,934.06 | | | | | 25,617,000.00 | 9,097,887.96 | - |
| MOOE | | 40,831,000.00 | | 40,831,000.00 | 15,214,000.00 | | | | 15,214,000.00 | 2,826,177.98 | 3,289,934.06 | | | 6,116,112.04 | 2,826,177.98 | 3,289,934.06 | | | | | 25,617,000.00 | 9,097,887.96 | - |
| Sub-Total, Agency-Specific | | 140,818,000.00 | | 140,818,000.00 | 115,201,000.00 | | | | 115,201,000.00 | 2,826,177.98 | 3,289,934.06 | | | 6,116,112.04 | 2,826,177.98 | 3,289,934.06 | | | | | 25,617,000.00 | 109,084,887.96 | - |
| PS | | | | | | | | | | | | | | | | | | | | | | | |
| MOOE | | 140,818,000.00 | | 140,818,000.00 | 115,201,000.00 | | | | 115,201,000.00 | 2,826,177.98 | 3,289,934.06 | | | 6,116,112.04 | 2,826,177.98 | 3,289,934.06 | | | | | 25,617,000.00 | 109,084,887.96 | - |
| Fin Ex | | | | | | | | | | | | | | | | | | | | | | | |
| CO | | | | | | | | | | | | | | | | | | | | | | | |
| II. Automatic Appropriations | | | | | | | | | | | | | | | | | | | | | | | |
| Sub-Total, Automatic Appropriations | | | | | | | | | | | | | | | | | | | | | | | |
| III. Special Purpose Fund | | | | | | | | | | | | | | | | | | | | | | | |
| Sub-Total, SPF | | | | | | | | | | | | | | | | | | | | | | | |
| GRAND TOTAL | | 140,818,000.00 | | 140,818,000.00 | 115,201,000.00 | | | | 115,201,000.00 | 2,826,177.98 | 3,289,934.06 | | | 6,116,112.04 | 2,826,177.98 | 3,289,934.06 | | | | | 25,617,000.00 | 109,084,887.96 | - |
| PS | | | | | | | | | | | | | | | | | | | | | | | |
| MOOE | | 140,818,000.00 | | 140,818,000.00 | 115,201,000.00 | | | | 115,201,000.00 | 2,826,177.98 | 3,289,934.06 | | | 6,116,112.04 | 2,826,177.98 | 3,289,934.06 | | | | | 25,617,000.00 | 109,084,887.96 | - |
| Fin Ex | | | | | | | | | | | | | | | | | | | | | | | |
| CO | | | | | | | | | | | | | | | | | | | | | | | |

Note: Appropriations (unobligated funds from 2023) and allotment received (available cash allocation) under 'SOCIO-ECONOMIC POLICY RESEARCH PROGRAM' were adjusted by P199, 821.55 based on audited financial statements


Certified Correct:

Certified Correct:

Recommended By:

Approved By:


KATTASSIA V. ADRIANO
Division Chief II, Finance Division
Date: 07/17/2024


MARISA S. BOGADO
Division Chief II, Accounting and Control Division
Date: 07/17/2024

JAMIE-LYN D. JAMIAS-GARCIA
Department Manager III, Administrative and Finance Department
Date: 07/17/2024

ANICETO C. ORBETA JR.
President
Date: 07/17/2024