

STATEMENT OF APPROPRIATIONS, ALLOTMENTS, OBLIGATIONS, DISBURSEMENTS AND BALANCES
As at the Quarter Ending September 30, 2024

Department : Budgetary Support to Government Corporations (BSGC)
 Agency/Entity : Philippine Institute for Development Studies
 Operating Unit : < not applicable >
 Organization Code (UACS) : 35 058 000000
 Fund Cluster : 01 - Regular Agency Fund
 (e.g. UACS Fund Cluster: 01-Regular Agency Fund, 02-Foreign Assisted Projects Fund, 03-Special Account-Locally Funded/Domestic Grants Fund, and 04-Special Account-Foreign Assisted/Foreign Grants Fund)

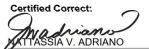
X	Current Year Appropriations
	Supplemental Appropriations
	Continuing Appropriations

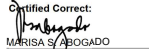
Particulars	UACS CODE	Appropriations				Allotments				Current Year Obligations					Current Year Disbursements					Balances			
		Authorized Appropriations	Adjustments (Transfer To/From, Modifications/Augmentations)	Adjusted Appropriations	Allotments Received	Adjustments (Reductions, Modifications/Augmentations)	Transfer To	Transfer From	Adjusted Allotments	1st Quarter Ending March 31	2nd Quarter Ending June 30	3rd Quarter Ending September 30	4th Quarter Ending December 31	Total	1st Quarter Ending March 31	2nd Quarter Ending June 30	3rd Quarter Ending September 30	4th Quarter Ending December 31	Total	Unreleased Appropriations	Unobligated Allotments	Unpaid Obligations (15-20)=(23+24)	
		3	4	5=(3+4)	6	7	8	9	10=[(6+(-7))-8+9]	11	12	13	14	15=(11+12+13+14)	16	17	18	19	20=(16+17+18+19)	21	22	23	24
I. Agency Specific Budget		247,452,000.00	20,000,000.00	267,452,000.00	247,452,000.00	20,000,000.00	0.00	0.00	267,452,000.00	55,613,000.00	63,946,000.00	63,946,000.00	0.00	183,505,000.00	29,480,901.57	56,055,791.61	44,339,102.61	0.00	129,875,795.79	0.00	83,947,000.00	0.00	53,629,204.21
General Administration and Support	1000000000000000	50,441,000.00	0.00	50,441,000.00	50,441,000.00	0.00	0.00	0.00	50,441,000.00	12,611,000.00	12,611,000.00	12,611,000.00	0.00	37,833,000.00	7,316,576.80	17,905,423.20	12,611,000.00	0.00	37,833,000.00	0.00	12,608,000.00	0.00	0.00
General Management and Supervision	100000100001000	50,441,000.00	0.00	50,441,000.00	50,441,000.00	0.00	0.00	0.00	50,441,000.00	12,611,000.00	12,611,000.00	12,611,000.00	0.00	37,833,000.00	7,316,576.80	17,905,423.20	12,611,000.00	0.00	37,833,000.00	0.00	12,608,000.00	0.00	0.00
MOOE		50,441,000.00	0.00	50,441,000.00	50,441,000.00	0.00	0.00	0.00	50,441,000.00	12,611,000.00	12,611,000.00	12,611,000.00	0.00	37,833,000.00	7,316,576.80	17,905,423.20	12,611,000.00	0.00	37,833,000.00	0.00	12,608,000.00	0.00	0.00
Sub-Total, General Administration and Support		50,441,000.00	0.00	50,441,000.00	50,441,000.00	0.00	0.00	0.00	50,441,000.00	12,611,000.00	12,611,000.00	12,611,000.00	0.00	37,833,000.00	7,316,576.80	17,905,423.20	12,611,000.00	0.00	37,833,000.00	0.00	12,608,000.00	0.00	0.00
PS		0.00	0.00	0.00	0.00	0.00	0.00	0.00	0.00	0.00	0.00	0.00	0.00	0.00	0.00	0.00	0.00	0.00	0.00	0.00	0.00	0.00	0.00
MOOE		50,441,000.00	0.00	50,441,000.00	50,441,000.00	0.00	0.00	0.00	50,441,000.00	12,611,000.00	12,611,000.00	12,611,000.00	0.00	37,833,000.00	7,316,576.80	17,905,423.20	12,611,000.00	0.00	37,833,000.00	0.00	12,608,000.00	0.00	0.00
FinEx (if Applicable)		0.00	0.00	0.00	0.00	0.00	0.00	0.00	0.00	0.00	0.00	0.00	0.00	0.00	0.00	0.00	0.00	0.00	0.00	0.00	0.00	0.00	0.00
CO		0.00	0.00	0.00	0.00	0.00	0.00	0.00	0.00	0.00	0.00	0.00	0.00	0.00	0.00	0.00	0.00	0.00	0.00	0.00	0.00	0.00	0.00
Support to Operations	2000000000000000	21,043,000.00	0.00	21,043,000.00	21,043,000.00	0.00	0.00	0.00	21,043,000.00	5,260,000.00	5,260,000.00	5,260,000.00	0.00	15,780,000.00	5,064,582.74	5,455,417.26	5,260,000.00	0.00	15,780,000.00	0.00	5,263,000.00	0.00	0.00
Operations of the Philippine APEC Study Center Network (PASCN)	200000100002000	2,935,000.00	0.00	2,935,000.00	2,935,000.00	0.00	0.00	0.00	2,935,000.00	734,000.00	734,000.00	734,000.00	0.00	2,202,000.00	538,582.74	929,417.26	734,000.00	0.00	2,202,000.00	0.00	733,000.00	0.00	0.00
MOOE		2,935,000.00	0.00	2,935,000.00	2,935,000.00	0.00	0.00	0.00	2,935,000.00	734,000.00	734,000.00	734,000.00	0.00	2,202,000.00	538,582.74	929,417.26	734,000.00	0.00	2,202,000.00	0.00	733,000.00	0.00	0.00
Publication, Seminars, Information and Communications Technology Services, and Research Program Management	200000100003000	18,108,000.00	0.00	18,108,000.00	18,108,000.00	0.00	0.00	0.00	18,108,000.00	4,526,000.00	4,526,000.00	4,526,000.00	0.00	13,578,000.00	4,526,000.00	4,526,000.00	4,526,000.00	0.00	13,578,000.00	0.00	4,530,000.00	0.00	0.00
MOOE		18,108,000.00	0.00	18,108,000.00	18,108,000.00	0.00	0.00	0.00	18,108,000.00	4,526,000.00	4,526,000.00	4,526,000.00	0.00	13,578,000.00	4,526,000.00	4,526,000.00	4,526,000.00	0.00	13,578,000.00	0.00	4,530,000.00	0.00	0.00
Sub-Total, Support to Operations		21,043,000.00	0.00	21,043,000.00	21,043,000.00	0.00	0.00	0.00	21,043,000.00	5,260,000.00	5,260,000.00	5,260,000.00	0.00	15,780,000.00	5,064,582.74	5,455,417.26	5,260,000.00	0.00	15,780,000.00	0.00	5,263,000.00	0.00	0.00
PS		0.00	0.00	0.00	0.00	0.00	0.00	0.00	0.00	0.00	0.00	0.00	0.00	0.00	0.00	0.00	0.00	0.00	0.00	0.00	0.00	0.00	0.00
MOOE		21,043,000.00	0.00	21,043,000.00	21,043,000.00	0.00	0.00	0.00	21,043,000.00	5,260,000.00	5,260,000.00	5,260,000.00	0.00	15,780,000.00	5,064,582.74	5,455,417.26	5,260,000.00	0.00	15,780,000.00	0.00	5,263,000.00	0.00	0.00
FinEx (if Applicable)		0.00	0.00	0.00	0.00	0.00	0.00	0.00	0.00	0.00	0.00	0.00	0.00	0.00	0.00	0.00	0.00	0.00	0.00	0.00	0.00	0.00	0.00
CO		0.00	0.00	0.00	0.00	0.00	0.00	0.00	0.00	0.00	0.00	0.00	0.00	0.00	0.00	0.00	0.00	0.00	0.00	0.00	0.00	0.00	0.00
Operations	3000000000000000	175,968,000.00	20,000,000.00	195,968,000.00	175,968,000.00	20,000,000.00	0.00	0.00	195,968,000.00	37,742,000.00	46,075,000.00	46,075,000.00	0.00	129,892,000.00	17,099,742.03	32,694,951.15	26,468,102.61	0.00	76,262,795.79	0.00	66,076,000.00	0.00	53,629,204.21
OO : Government policies and services, through the aid of policy research, improved		175,968,000.00	20,000,000.00	195,968,000.00	175,968,000.00	20,000,000.00	0.00	0.00	195,968,000.00	37,742,000.00	46,075,000.00	46,075,000.00	0.00	129,892,000.00	17,099,742.03	32,694,951.15	26,468,102.61	0.00	76,262,795.79	0.00	66,076,000.00	0.00	53,629,204.21
SOCIO-ECONOMIC POLICY RESEARCH PROGRAM		175,968,000.00	20,000,000.00	195,968,000.00	175,968,000.00	20,000,000.00	0.00	0.00	195,968,000.00	37,742,000.00	46,075,000.00	46,075,000.00	0.00	129,892,000.00	17,099,742.03	32,694,951.15	26,468,102.61	0.00	76,262,795.79	0.00	66,076,000.00	0.00	53,629,204.21
Conduct of policy research	310100100001000	175,968,000.00	20,000,000.00	195,968,000.00	175,968,000.00	20,000,000.00	0.00	0.00	195,968,000.00	37,742,000.00	46,075,000.00	46,075,000.00	0.00	129,892,000.00	17,099,742.03	32,694,951.15	26,468,102.61	0.00	76,262,795.79	0.00	66,076,000.00	0.00	53,629,204.21
MOOE		175,968,000.00	20,000,000.00	195,968,000.00	175,968,000.00	20,000,000.00	0.00	0.00	195,968,000.00	37,742,000.00	46,075,000.00	46,075,000.00	0.00	129,892,000.00	17,099,742.03	32,694,951.15	26,468,102.61	0.00	76,262,795.79	0.00	66,076,000.00	0.00	53,629,204.21

Department : Budgetary Support to Government Corporations (BSGC)
 Agency/Entity : Philippine Institute for Development Studies
 Operating Unit : < not applicable >
 Organization Code (UACS) : 35 058 0000000
 Fund Cluster : 01 - Regular Agency Fund
 (e.g. UACS Fund Cluster: 01-Regular Agency Fund, 02-Foreign Assisted Projects Fund, 03-Special Account-Locally Funded/Domestic Grants Fund, and 04-Special Account-Foreign Assisted/Foreign Grants Fund)

X	Current Year Appropriations
	Supplemental Appropriations
	Continuing Appropriations


Particulars	UACS CODE	Appropriations			Allotments			Current Year Obligations					Current Year Disbursements					Balances					
		Authorized Appropriations	Adjustments (Transfer To/From, Modifications/ Augmentations)	Adjusted Appropriations	Allotments Received	Adjustments (Reductions, Modifications/ Augmentations)	Transfer To	Transfer From	Adjusted Allotments	1st Quarter Ending March 31	2nd Quarter Ending June 30	3rd Quarter Ending September 30	4th Quarter Ending December 31	Total	1st Quarter Ending March 31	2nd Quarter Ending June 30	3rd Quarter Ending September 30	4th Quarter Ending December 31	Total	Unreleased Appropriations	Unobligated Allotments	Unpaid Obligations (15-20)=(23+24)	
																						Due and Demandable	Not Yet Due and Demandable
1	2	3	4	5=(3+4)	6	7	8	9	10=[(8+(-)7)-8+9]	11	12	13	14	15=(11+12+13+14)	16	17	18	19	20=(16+17+18+19)	21	22	23	24
Sub-Total, Operations		175,968,000.00	20,000,000.00	195,968,000.00	175,968,000.00	20,000,000.00	0.00	0.00	195,968,000.00	37,742,000.00	46,075,000.00	46,075,000.00	0.00	129,892,000.00	17,099,742.03	32,694,951.15	26,468,102.61	0.00	76,262,795.79	0.00	66,076,000.00	0.00	53,629,204.21
PS		0.00	0.00	0.00	0.00	0.00	0.00	0.00	0.00	0.00	0.00	0.00	0.00	0.00	0.00	0.00	0.00	0.00	0.00	0.00	0.00	0.00	0.00
MOOE		175,968,000.00	20,000,000.00	195,968,000.00	175,968,000.00	20,000,000.00	0.00	0.00	195,968,000.00	37,742,000.00	46,075,000.00	46,075,000.00	0.00	129,892,000.00	17,099,742.03	32,694,951.15	26,468,102.61	0.00	76,262,795.79	0.00	66,076,000.00	0.00	53,629,204.21
FinEx (if Applicable)		0.00	0.00	0.00	0.00	0.00	0.00	0.00	0.00	0.00	0.00	0.00	0.00	0.00	0.00	0.00	0.00	0.00	0.00	0.00	0.00	0.00	0.00
CO		0.00	0.00	0.00	0.00	0.00	0.00	0.00	0.00	0.00	0.00	0.00	0.00	0.00	0.00	0.00	0.00	0.00	0.00	0.00	0.00	0.00	0.00
Sub-Total, I. Agency Specific Budget		247,452,000.00	20,000,000.00	267,452,000.00	247,452,000.00	20,000,000.00	0.00	0.00	267,452,000.00	55,613,000.00	63,946,000.00	63,946,000.00	0.00	183,505,000.00	29,480,901.57	56,055,791.61	44,339,102.61	0.00	129,875,795.79	0.00	83,947,000.00	0.00	53,629,204.21
PS		0.00	0.00	0.00	0.00	0.00	0.00	0.00	0.00	0.00	0.00	0.00	0.00	0.00	0.00	0.00	0.00	0.00	0.00	0.00	0.00	0.00	0.00
MOOE		247,452,000.00	20,000,000.00	267,452,000.00	247,452,000.00	20,000,000.00	0.00	0.00	267,452,000.00	55,613,000.00	63,946,000.00	63,946,000.00	0.00	183,505,000.00	29,480,901.57	56,055,791.61	44,339,102.61	0.00	129,875,795.79	0.00	83,947,000.00	0.00	53,629,204.21
FinEx (if Applicable)		0.00	0.00	0.00	0.00	0.00	0.00	0.00	0.00	0.00	0.00	0.00	0.00	0.00	0.00	0.00	0.00	0.00	0.00	0.00	0.00	0.00	0.00
CO		0.00	0.00	0.00	0.00	0.00	0.00	0.00	0.00	0.00	0.00	0.00	0.00	0.00	0.00	0.00	0.00	0.00	0.00	0.00	0.00	0.00	0.00
IV. Reversion of the Unobligated Allotments charged against R.A. Nos. 11465 and 11494		0.00	0.00	0.00	0.00	0.00	0.00	0.00	0.00	0.00	0.00	0.00	0.00	0.00	0.00	0.00	0.00	0.00	0.00	0.00	0.00	0.00	0.00
GRAND TOTAL		247,452,000.00	20,000,000.00	267,452,000.00	247,452,000.00	20,000,000.00	0.00	0.00	267,452,000.00	55,613,000.00	63,946,000.00	63,946,000.00	0.00	183,505,000.00	29,480,901.57	56,055,791.61	44,339,102.61	0.00	129,875,795.79	0.00	83,947,000.00	0.00	53,629,204.21
MOOE		247,452,000.00	20,000,000.00	267,452,000.00	247,452,000.00	20,000,000.00	0.00	0.00	267,452,000.00	55,613,000.00	63,946,000.00	63,946,000.00	0.00	183,505,000.00	29,480,901.57	56,055,791.61	44,339,102.61	0.00	129,875,795.79	0.00	83,947,000.00	0.00	53,629,204.21
Recapitulation by OO:																							
I. Agency Specific Budget		175,968,000.00	20,000,000.00	195,968,000.00	175,968,000.00	20,000,000.00	0.00	0.00	195,968,000.00	37,742,000.00	46,075,000.00	46,075,000.00	0.00	129,892,000.00	17,099,742.03	32,694,951.15	26,468,102.61	0.00	76,262,795.79	0.00	66,076,000.00	0.00	53,629,204.21
SOCIO-ECONOMIC POLICY RESEARCH PROGRAM		175,968,000.00	20,000,000.00	195,968,000.00	175,968,000.00	20,000,000.00	0.00	0.00	195,968,000.00	37,742,000.00	46,075,000.00	46,075,000.00	0.00	129,892,000.00	17,099,742.03	32,694,951.15	26,468,102.61	0.00	76,262,795.79	0.00	66,076,000.00	0.00	53,629,204.21

Certified Correct:

 MATHIAS V. ADRIANO
 Division Chief II, Finance Division
 Date: October 30, 2024 04:44 PM

Certified Correct:

 MARISA S. BOGADO
 Division Chief II, Accounting and Control Division
 Date: October 30, 2024 04:44 PM

Recommending Approval By:

 JAMIE-LYN D. JAMIAS-GARCIA
 Department Manager III, Administrative and Finance Department
 Date: October 30, 2024 06:05 PM

Approved By:

 ANICETO C. BETA JR.
 President
 Date: October 30, 2024 06:07 PM

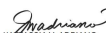
STATEMENT OF APPROPRIATIONS, ALLOTMENTS, OBLIGATIONS, DISBURSEMENTS AND BALANCES
As at the Quarter Ending September 30, 2024

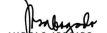
Authorization:01- Continuing Appropriations


Department: Budgetary Support to Government Corporations
Agency/Entity : Philippine Institute for Development Studies
Operating Unit : <not applicable>
Organization Code (UACS): 35 058 0000000
Fund Cluster: 01 Regular Agency Fund


Particulars	UACS CODE	Appropriation			Allotments					Current Year Obligations					Current Year Disbursements					Balances					
		Authorized Appropriation	Adjustments (Transfer To/From Realignment)	Adjusted Appropriations	Allotments Received	Adjustments (Reductions, Modifications/ Augmentations)	Transfer To	Transfer From	Adjusted Total Allotments	1st Quarter Ending March 31	2nd Quarter Ending June 30	3rd Quarter Ending Sept. 30	4th Quarter Ending Dec. 31	Total	1st Quarter Ending March 31	2nd Quarter Ending June 30	3rd Quarter Ending Sept. 30	4th Quarter Ending Dec. 31	Total	Unreleased Appropriations	Unobligated Allotment	Unpaid Obligations (15-20) = (23+24)			
		3	4	5=(3+4)	6	7	8	9	10=[(6+(-7)+8)+9]	11	12	13	14	15=(11+12+13+14)	16	17	18	19	20=(16+17+18+19)	21=(5-10)	22=(10-15)	23	24		
I. Agency Specific Budget																									
Subsidies	01101277																								
General Administration and Support	1000000000000000	99,987,000.00		99,987,000.00	99,987,000.00				99,987,000.00																
General Management and Supervision	100000100001000	99,987,000.00		99,987,000.00	99,987,000.00				99,987,000.00																
MOOE		99,987,000.00		99,987,000.00	99,987,000.00				99,987,000.00																
Support to Operations	2000000000000000																								
a. Publications, Seminars, Information and Communication Technology Services, and Research Program Management	200000100001000																								
MOOE																									
b. Operations of the Philippine APEC Study Center Network (PASCN) created under Administrative Order No. 303 dated November 23, 1996	200000100002000																								
MOOE																									
Operations	3000000000000000	40,831,000.00	-	40,831,000.00	15,214,000.00				15,214,000.00	2,826,177.98	3,289,934.06	5,157,149.64	-	11,273,261.68	2,826,177.98	3,289,934.06	5,157,149.64	-	11,273,261.68	25,617,000.00	3,840,738.32				
TOO: Government policies and services through the aid of policy research, improved SOCIO-ECONOMIC POLICY RESEARCH PROGRAM	300000100001000	40,831,000.00	-	40,831,000.00	15,214,000.00				15,214,000.00	2,826,177.98	3,289,934.06	5,157,149.64	-	11,273,261.68	2,826,177.98	3,289,934.06	5,157,149.64	-	11,273,261.68	25,617,000.00	3,840,738.32				
Conduct of policy research		40,831,000.00	-	40,831,000.00	15,214,000.00				15,214,000.00	2,826,177.98	3,289,934.06	5,157,149.64	-	11,273,261.68	2,826,177.98	3,289,934.06	5,157,149.64	-	11,273,261.68	25,617,000.00	3,840,738.32				
MOOE		40,831,000.00	-	40,831,000.00	15,214,000.00				15,214,000.00	2,826,177.98	3,289,934.06	5,157,149.64	-	11,273,261.68	2,826,177.98	3,289,934.06	5,157,149.64	-	11,273,261.68	25,617,000.00	3,840,738.32				
Sub-Total, Agency-Specific		140,818,000.00	-	140,818,000.00	115,201,000.00				115,201,000.00	2,826,177.98	3,289,934.06	5,157,149.64	-	11,273,261.68	2,826,177.98	3,289,934.06	5,157,149.64	-	11,273,261.68	25,617,000.00	103,927,738.32				
PS		140,818,000.00	-	140,818,000.00	115,201,000.00				115,201,000.00	2,826,177.98	3,289,934.06	5,157,149.64	-	11,273,261.68	2,826,177.98	3,289,934.06	5,157,149.64	-	11,273,261.68	25,617,000.00	103,927,738.32				
MOOE		140,818,000.00	-	140,818,000.00	115,201,000.00				115,201,000.00	2,826,177.98	3,289,934.06	5,157,149.64	-	11,273,261.68	2,826,177.98	3,289,934.06	5,157,149.64	-	11,273,261.68	25,617,000.00	103,927,738.32				
Fin Ex																									
CO																									
II. Automatic Appropriations																									
Sub-Total, Automatic Appropriations																									
III. Special Purpose Fund																									
Sub-Total, SPF																									
GRAND TOTAL		140,818,000.00	-	140,818,000.00	115,201,000.00				115,201,000.00	2,826,177.98	3,289,934.06	5,157,149.64	-	11,273,261.68	2,826,177.98	3,289,934.06	5,157,149.64	-	11,273,261.68	25,617,000.00	103,927,738.32				
PS		140,818,000.00	-	140,818,000.00	115,201,000.00				115,201,000.00	2,826,177.98	3,289,934.06	5,157,149.64	-	11,273,261.68	2,826,177.98	3,289,934.06	5,157,149.64	-	11,273,261.68	25,617,000.00	103,927,738.32				
MOOE		140,818,000.00	-	140,818,000.00	115,201,000.00				115,201,000.00	2,826,177.98	3,289,934.06	5,157,149.64	-	11,273,261.68	2,826,177.98	3,289,934.06	5,157,149.64	-	11,273,261.68	25,617,000.00	103,927,738.32				
Fin Ex																									
CO																									

Note: Appropriations (unobligated funds from 2023) and allotment received (available cash allocation) under 'SOCIO-ECONOMIC POLICY RESEARCH PROGRAM' were adjusted by P199,821.55 based on audited financial statements

Certified Correct:

MARISSA V. ADRIANO
Division Chief II, Finance Division
Date: 10/30/2024

Certified Correct:

MARISA S. ABADADO
Division Chief II, Accounting and Control Division
Date: 10/30/2024

Recommended By:

LYN B. CASAS-GARCIA
Department Manager III, Administrative and Finance Department
Date: 10/30/2024

Approved By:

ANICETO C. BETA JR.
President
Date: 10/30/2024