

STATEMENT OF APPROPRIATIONS, ALLOTMENTS, OBLIGATIONS, DISBURSEMENTS AND BALANCES
As at the Quarter Ending March 31, 2025

Department : Budgetary Support to Government Corporations (BSGC)
 Agency/Entity : Philippine Institute for Development Studies
 Operating Unit : < not applicable >
 Organization Code (UACS) : 35 058 0000000
 Fund Cluster : 01 - Regular Agency Fund

X	Current Year Appropriations
	Supplemental Appropriations
	Continuing Appropriations

(e.g. UACS Fund Cluster: 01-Regular Agency Fund, 02-Foreign Assisted Projects Fund, 03-Special Account-Locally Funded/Domestic Grants Fund, and 04-Special Account-Foreign Assisted/Foreign Grants Fund)

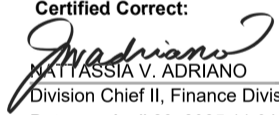
Particulars	UACS CODE	Appropriations				Allotments				Current Year Obligations					Current Year Disbursements					Balances				
		Authorized Appropriations	Adjustments (Transfer To/From, Modifications/ Augmentations)	Adjusted Appropriations	Allotments Received	Adjustments (Reductions, Modifications/ Augmentations)	Transfer To	Transfer From	Adjusted Allotments	1st Quarter Ending March 31	2nd Quarter Ending June 30	3rd Quarter Ending September 30	4th Quarter Ending December 31	Total	1st Quarter Ending March 31	2nd Quarter Ending June 30	3rd Quarter Ending September 30	4th Quarter Ending December 31	Total	Unreleased Appropriations	Unobligated Allotments	Unpaid Obligations (15-20)=(23+24)		
																						Due and Demandable	Not Yet Due and Demandable	
1	2	3	4	5=(3+4)	6	7	8	9	10=(6+(-)-7)+8+9	11	12	13	14	15=(11+12+13+14)	16	17	18	19	20=(16+17+18+19)	21	22	23	24	
I. Agency Specific Budget		291,537,000.00	30,000,000.00	321,537,000.00	291,537,000.00	0.00	0.00	0.00	291,537,000.00	72,885,000.00	0.00	0.00	0.00	72,885,000.00	50,658,206.04	0.00	0.00	0.00	0.00	50,658,206.04	30,000,000.00	218,652,000.00	0.00	22,226,793.96
General Administration and Support	1000000000000000	70,882,000.00	0.00	70,882,000.00	70,882,000.00	0.00	0.00	0.00	70,882,000.00	17,721,000.00	0.00	0.00	0.00	17,721,000.00	17,721,000.00	0.00	0.00	0.00	17,721,000.00	0.00	53,161,000.00	0.00	0.00	
General Management and Supervision	100000100001000	70,882,000.00	0.00	70,882,000.00	70,882,000.00	0.00	0.00	0.00	70,882,000.00	17,721,000.00	0.00	0.00	0.00	17,721,000.00	17,721,000.00	0.00	0.00	0.00	17,721,000.00	0.00	53,161,000.00	0.00	0.00	
MOOE		70,882,000.00	0.00	70,882,000.00	70,882,000.00	0.00	0.00	0.00	70,882,000.00	17,721,000.00	0.00	0.00	0.00	17,721,000.00	17,721,000.00	0.00	0.00	0.00	17,721,000.00	0.00	53,161,000.00	0.00	0.00	
Sub-Total, General Administration and Support		70,882,000.00	0.00	70,882,000.00	70,882,000.00	0.00	0.00	0.00	70,882,000.00	17,721,000.00	0.00	0.00	0.00	17,721,000.00	17,721,000.00	0.00	0.00	0.00	17,721,000.00	0.00	53,161,000.00	0.00	0.00	
PS		0.00	0.00	0.00	0.00	0.00	0.00	0.00	0.00	0.00	0.00	0.00	0.00	0.00	0.00	0.00	0.00	0.00	0.00	0.00	0.00	0.00	0.00	
MOOE		70,882,000.00	0.00	70,882,000.00	70,882,000.00	0.00	0.00	0.00	70,882,000.00	17,721,000.00	0.00	0.00	0.00	17,721,000.00	17,721,000.00	0.00	0.00	0.00	17,721,000.00	0.00	53,161,000.00	0.00	0.00	
FinEx (if Applicable)		0.00	0.00	0.00	0.00	0.00	0.00	0.00	0.00	0.00	0.00	0.00	0.00	0.00	0.00	0.00	0.00	0.00	0.00	0.00	0.00	0.00	0.00	
CO		0.00	0.00	0.00	0.00	0.00	0.00	0.00	0.00	0.00	0.00	0.00	0.00	0.00	0.00	0.00	0.00	0.00	0.00	0.00	0.00	0.00	0.00	
Support to Operations	2000000000000000	21,674,000.00	0.00	21,674,000.00	21,674,000.00	0.00	0.00	0.00	21,674,000.00	5,418,000.00	0.00	0.00	0.00	5,418,000.00	5,418,000.00	0.00	0.00	0.00	5,418,000.00	0.00	16,256,000.00	0.00	0.00	
Operations of the Philippine APEC Study Center Network (PASCN)	200000100002000	3,022,000.00	0.00	3,022,000.00	3,022,000.00	0.00	0.00	0.00	3,022,000.00	756,000.00	0.00	0.00	0.00	756,000.00	756,000.00	0.00	0.00	0.00	756,000.00	0.00	2,266,000.00	0.00	0.00	
MOOE		3,022,000.00	0.00	3,022,000.00	3,022,000.00	0.00	0.00	0.00	3,022,000.00	756,000.00	0.00	0.00	0.00	756,000.00	756,000.00	0.00	0.00	0.00	756,000.00	0.00	2,266,000.00	0.00	0.00	
Publication, Seminars, Information and Communications Technology Services, and Research Program Management	200000100003000	18,652,000.00	0.00	18,652,000.00	18,652,000.00	0.00	0.00	0.00	18,652,000.00	4,662,000.00	0.00	0.00	0.00	4,662,000.00	4,662,000.00	0.00	0.00	0.00	4,662,000.00	0.00	13,990,000.00	0.00	0.00	
MOOE		18,652,000.00	0.00	18,652,000.00	18,652,000.00	0.00	0.00	0.00	18,652,000.00	4,662,000.00	0.00	0.00	0.00	4,662,000.00	4,662,000.00	0.00	0.00	0.00	4,662,000.00	0.00	13,990,000.00	0.00	0.00	
Sub-Total, Support to Operations		21,674,000.00	0.00	21,674,000.00	21,674,000.00	0.00	0.00	0.00	21,674,000.00	5,418,000.00	0.00	0.00	0.00	5,418,000.00	5,418,000.00	0.00	0.00	0.00	5,418,000.00	0.00	16,256,000.00	0.00	0.00	
PS		0.00	0.00	0.00	0.00	0.00	0.00	0.00	0.00	0.00	0.00	0.00	0.00	0.00	0.00	0.00	0.00	0.00	0.00	0.00	0.00	0.00	0.00	
MOOE		21,674,000.00	0.00	21,674,000.00	21,674,000.00	0.00	0.00	0.00	21,674,000.00	5,418,000.00	0.00	0.00	0.00	5,418,000.00	5,418,000.00	0.00	0.00	0.00	5,418,000.00	0.00	16,256,000.00	0.00	0.00	
FinEx (if Applicable)		0.00	0.00	0.00	0.00	0.00	0.00	0.00	0.00	0.00	0.00	0.00	0.00	0.00	0.00	0.00	0.00	0.00	0.00	0.00	0.00	0.00	0.00	
CO		0.00	0.00	0.00	0.00	0.00	0.00	0.00	0.00	0.00	0.00	0.00	0.00	0.00	0.00	0.00	0.00	0.00	0.00	0.00	0.00	0.00	0.00	
Operations	3000000000000000	198,981,000.00	30,000,000.00	228,981,000.00	198,981,000.00	0.00	0.00	0.00	198,981,000.00	49,746,000.00	0.00	0.00	0.00	49,746,000.00	27,519,206.04	0.00	0.00	0.00	27,519,206.04	30,000,000.00	149,235,000.00	0.00	22,226,793.96	
OO : Government policies and services, through the aid of policy research, improved		198,981,000.00	30,000,000.00	228,981,000.00	198,981,000.00	0.00	0.00	0.00	198,981,000.00	49,746,000.00	0.00	0.00	0.00	49,746,000.00	27,519,206.04	0.00	0.00	0.00	27,519,206.04	30,000,000.00	149,235,000.00	0.00	22,226,793.96	
SOCIO-ECONOMIC POLICY RESEARCH PROGRAM		198,981,000.00	30,000,000.00	228,981,000.00	198,981,000.00	0.00	0.00	0.00	198,981,000.00	49,746,000.00	0.00	0.00	0.00	49,746,000.00	27,519,206.04	0.00	0.00	0.00	27,519,206.04	30,000,000.00	149,235,000.00	0.00	22,226,793.96	
Conduct of policy research	310100100001000	198,981,000.00	30,000,000.00	228,981,000.00	198,981,000.00	0.00	0.00	0.00	198,981,000.00	49,746,000.00	0.00	0.00	0.00	49,746,000.00	27,519,206.04	0.00	0.00	0.00	27,519,206.04	30,000,000.00	149,235,000.00	0.00	22,226,793.96	
MOOE		198,981,000.00	30,000,000.00	228,981,000.00	198,981,000.00	0.00	0.00	0.00	198,981,000.00	49,746,000.00	0.00	0.00	0.00	49,746,000.00	27,519,206.04	0.00	0.00	0.00	27,519,206.04	30,000,000.00	149,235,000.00	0.00	22,226,793.96	


Department : Budgetary Support to Government Corporations (BSGC)
 Agency/Entity : Philippine Institute for Development Studies
 Operating Unit : < not applicable >
 Organization Code (UACS) : 35 058 0000000
 Fund Cluster : 01 - Regular Agency Fund

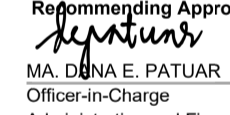
(e.g. UACS Fund Cluster: 01-Regular Agency Fund, 02-Foreign Assisted Projects Fund, 03-Special Account-Locally Funded/Domestic Grants Fund, and 04-Special Account-Foreign Assisted/Foreign Grants Fund)


X	Current Year Appropriations
	Supplemental Appropriations
	Continuing Appropriations

Particulars	UACS CODE	Appropriations					Allotments				Current Year Obligations					Current Year Disbursements					Balances			
		Authorized Appropriations	Adjustments (Transfer To/From, Modifications/ Augmentations)	Adjusted Appropriations	Allotments Received	Adjustments (Reductions, Modifications/ Augmentations)	Transfer To	Transfer From	Adjusted Allotments	1st Quarter Ending March 31	2nd Quarter Ending June 30	3rd Quarter Ending September 30	4th Quarter Ending December 31	Total	1st Quarter Ending March 31	2nd Quarter Ending June 30	3rd Quarter Ending September 30	4th Quarter Ending December 31	Total	Unreleased Appropriations	Unobligated Allotments	Unpaid Obligations (15-20)=(23+24)		
																						Due and Demandable	Not Yet Due and Demandable	
1	2	3	4	5=(3+4)	6	7	8	9	10=(6+(-)-7)-8+9	11	12	13	14	15=(11+12+13+14)	16	17	18	19	20=(16+17+18+19)	21	22	23	24	
Sub-Total, Operations		198,981,000.00	30,000,000.00	228,981,000.00	198,981,000.00	0.00	0.00	0.00	198,981,000.00	49,746,000.00	0.00	0.00	0.00	49,746,000.00	27,519,206.04	0.00	0.00	0.00	27,519,206.04	30,000,000.00	149,235,000.00	0.00	22,226,793.96	
PS		0.00	0.00	0.00	0.00	0.00	0.00	0.00	0.00	0.00	0.00	0.00	0.00	0.00	0.00	0.00	0.00	0.00	0.00	0.00	0.00	0.00	0.00	
MOOE		198,981,000.00	30,000,000.00	228,981,000.00	198,981,000.00	0.00	0.00	0.00	198,981,000.00	49,746,000.00	0.00	0.00	0.00	49,746,000.00	27,519,206.04	0.00	0.00	0.00	27,519,206.04	30,000,000.00	149,235,000.00	0.00	22,226,793.96	
FinEx (if Applicable)		0.00	0.00	0.00	0.00	0.00	0.00	0.00	0.00	0.00	0.00	0.00	0.00	0.00	0.00	0.00	0.00	0.00	0.00	0.00	0.00	0.00	0.00	
CO		0.00	0.00	0.00	0.00	0.00	0.00	0.00	0.00	0.00	0.00	0.00	0.00	0.00	0.00	0.00	0.00	0.00	0.00	0.00	0.00	0.00	0.00	
Sub-Total, I. Agency Specific Budget		291,537,000.00	30,000,000.00	321,537,000.00	291,537,000.00	0.00	0.00	0.00	291,537,000.00	72,885,000.00	0.00	0.00	0.00	72,885,000.00	50,658,206.04	0.00	0.00	0.00	50,658,206.04	30,000,000.00	218,652,000.00	0.00	22,226,793.96	
PS		0.00	0.00	0.00	0.00	0.00	0.00	0.00	0.00	0.00	0.00	0.00	0.00	0.00	0.00	0.00	0.00	0.00	0.00	0.00	0.00	0.00	0.00	
MOOE		291,537,000.00	30,000,000.00	321,537,000.00	291,537,000.00	0.00	0.00	0.00	291,537,000.00	72,885,000.00	0.00	0.00	0.00	72,885,000.00	50,658,206.04	0.00	0.00	0.00	50,658,206.04	30,000,000.00	218,652,000.00	0.00	22,226,793.96	
FinEx (if Applicable)		0.00	0.00	0.00	0.00	0.00	0.00	0.00	0.00	0.00	0.00	0.00	0.00	0.00	0.00	0.00	0.00	0.00	0.00	0.00	0.00	0.00	0.00	
CO		0.00	0.00	0.00	0.00	0.00	0.00	0.00	0.00	0.00	0.00	0.00	0.00	0.00	0.00	0.00	0.00	0.00	0.00	0.00	0.00	0.00	0.00	
IV. Reversion of the Unobligated Allotments charged against R.A. Nos. 11485 and 11494		0.00	0.00	0.00	0.00	0.00	0.00	0.00	0.00	0.00	0.00	0.00	0.00	0.00	0.00	0.00	0.00	0.00	0.00	0.00	0.00	0.00	0.00	
GRAND TOTAL		291,537,000.00	30,000,000.00	321,537,000.00	291,537,000.00	0.00	0.00	0.00	291,537,000.00	72,885,000.00	0.00	0.00	0.00	72,885,000.00	50,658,206.04	0.00	0.00	0.00	50,658,206.04	30,000,000.00	218,652,000.00	0.00	22,226,793.96	
PS		0.00	0.00	0.00	0.00	0.00	0.00	0.00	0.00	0.00	0.00	0.00	0.00	0.00	0.00	0.00	0.00	0.00	0.00	0.00	0.00	0.00	0.00	
MOOE		291,537,000.00	30,000,000.00	321,537,000.00	291,537,000.00	0.00	0.00	0.00	291,537,000.00	72,885,000.00	0.00	0.00	0.00	72,885,000.00	50,658,206.04	0.00	0.00	0.00	50,658,206.04	30,000,000.00	218,652,000.00	0.00	22,226,793.96	
FINEX		0.00	0.00	0.00	0.00	0.00	0.00	0.00	0.00	0.00	0.00	0.00	0.00	0.00	0.00	0.00	0.00	0.00	0.00	0.00	0.00	0.00	0.00	
CO		0.00	0.00	0.00	0.00	0.00	0.00	0.00	0.00	0.00	0.00	0.00	0.00	0.00	0.00	0.00	0.00	0.00	0.00	0.00	0.00	0.00	0.00	
Recapitulation by OO:																								
SOCIO-ECONOMIC POLICY RESEARCH PROGRAM		198,981,000.00	30,000,000.00	228,981,000.00	198,981,000.00	0.00	0.00	0.00	198,981,000.00	49,746,000.00	0.00	0.00	0.00	49,746,000.00	27,519,206.04	0.00	0.00	0.00	27,519,206.04	30,000,000.00	149,235,000.00	0.00	22,226,793.96	

Certified Correct:

 MARISSA V. ADRIANO
 Division Chief II, Finance Division
 Date: April 26, 2025 11:04 AM

Certified Correct:

 MARISSA S. ARGANDO
 Division Chief II, Accounting and Control Division
 Date: April 26, 2025 11:04 AM

Recommending Approval By:

 MA. DINAE. PATJAR
 Officer-in-Charge
 Administrative and Finance Department
 Date: April 26, 2025 11:08 AM

Approved By:

 ANICETO C. ARBATA JR.
 President
 Date: April 26, 2025 11:10 AM

STATEMENT OF APPROPRIATIONS, ALLOTMENTS, OBLIGATIONS, DISBURSEMENTS AND BALANCES
As at the Quarter Ending March 31, 2025

Department : Budgetary Support to Government Corporations
Agency/Entity : Philippine Institute for Development Studies
Operating Unit : <not applicable>
Organization Code (UACS) : 35 058 0000000
Fund Cluster: 01 Regular Agency Fund

Authorization:01 - Continuing Appropriations

Particulars	UACS CODE	Appropriation			Allotments						Current Year Obligations					Current Year Disbursements					Balances			
		Authorized Appropriation	Adjustments (Transfer To/From Realignment)	Adjusted Appropriations	Allotments Received	Adjustments (Reductions, Modifications/ Augmentations)	Transfer To	Transfer From	Adjusted Total Allotments	1st Quarter Ending March 31	2nd Quarter Ending June 30	3rd Quarter Ending Sept. 30	4th Quarter Ending Dec. 31	Total	1st Quarter Ending March 31	2nd Quarter Ending June 30	3rd Quarter Ending Sept. 30	4th Quarter Ending Dec. 31	Total	Unreleased Appropriations	Unobligated Allotment	Unpaid Obligations (15-20) = (23+24)		
																						Due and Demandable	Not Yet Due and Demandable	
1	2	3	4	5=(3+4)	6	7	8	9	10=[(6+(-)7]-8+9]	11	12	13	14	15=(11+12+13+14)	16	17	18	19	20=(16+17+18+19)	21=(5-10)	22=(10-15)	23	24	
I. Agency Specific Budget																								
Subsidies	01101277																							
General Administration and Support	1000000000000000	99,987,000.00		99,987,000.00	99,987,000.00				99,987,000.00	3,154,600.00	-	-	-	3,154,600.00	2,839,140.00	-	-	-	-	2,839,140.00	-	96,832,400.00	315,460.00	
General Management and Supervision	100000100001000	99,987,000.00		99,987,000.00	99,987,000.00				99,987,000.00	3,154,600.00	-	-	-	3,154,600.00	2,839,140.00	-	-	-	-	2,839,140.00	-	96,832,400.00	315,460.00	
MOOE		99,987,000.00		99,987,000.00	99,987,000.00				99,987,000.00	3,154,600.00	-	-	-	3,154,600.00	2,839,140.00	-	-	-	-	2,839,140.00	-	96,832,400.00	315,460.00	
Support to Operations	2000000000000000	-		-	-				-	-	-	-	-	-	-	-	-	-	-	-	-	-	-	
a. Publications, Seminars, Information and Communication Technology Services, and Research Program Management	200000100001000	-		-	-				-	-	-	-	-	-	-	-	-	-	-	-	-	-	-	
MOOE		-		-	-				-	-	-	-	-	-	-	-	-	-	-	-	-	-	-	
b. Operations of the Philippine APEC Study Center Network (PASCN) created under Administrative Order No. 303 dated November 23, 1996	200000100002000	-		-	-				-	-	-	-	-	-	-	-	-	-	-	-	-	-	-	
MOOE		-		-	-				-	-	-	-	-	-	-	-	-	-	-	-	-	-	-	
Operations	3000000000000000	32,098,177.63	-	32,098,177.63	32,098,177.63	-	-	-	32,098,177.63	9,519,865.31	-	-	-	9,519,865.31	2,890,946.14	-	-	-	-	2,890,946.14	-	22,578,312.32	6,628,919.17	
OO: Government policies and services through the aid of policy research, improved																								
SOCIO-ECONOMIC POLICY RESEARCH PROGRAM	300000100001000	32,098,177.63	-	32,098,177.63	32,098,177.63				32,098,177.63	9,519,865.31	-	-	-	9,519,865.31	2,890,946.14	-	-	-	-	2,890,946.14	-	22,578,312.32	6,628,919.17	
Conduct of policy research		32,098,177.63	-	32,098,177.63	32,098,177.63				32,098,177.63	9,519,865.31	-	-	-	9,519,865.31	2,890,946.14	-	-	-	-	2,890,946.14	-	22,578,312.32	6,628,919.17	
MOOE		32,098,177.63	-	32,098,177.63	32,098,177.63				32,098,177.63	9,519,865.31	-	-	-	9,519,865.31	2,890,946.14	-	-	-	-	2,890,946.14	-	22,578,312.32	6,628,919.17	
2023 DOH SP		12,098,177.63	-	12,098,177.63	12,098,177.63				12,098,177.63	9,130,430.20	-	-	-	9,130,430.20	2,890,946.14	-	-	-	-	2,890,946.14	-	2,967,747.43	6,239,484.06	
2024 DOH SP		20,000,000.00	-	20,000,000.00	20,000,000.00				20,000,000.00	389,435.11	-	-	-	389,435.11	-	-	-	-	-	-	-	19,610,564.89	389,435.11	
Sub-Total, Agency-Specific		132,085,177.63	-	132,085,177.63	132,085,177.63				132,085,177.63	12,674,465.31	-	-	-	12,674,465.31	5,730,086.14	-	-	-	-	5,730,086.14	-	119,410,712.32	6,944,379.17	
PS																								
MOOE		132,085,177.63	-	132,085,177.63	132,085,177.63				132,085,177.63	12,674,465.31	-	-	-	12,674,465.31	5,730,086.14	-	-	-	-	5,730,086.14	-	119,410,712.32	6,944,379.17	
Fin Ex																								
CO																								
II. Automatic Appropriations																								
Sub-Total, Automatic Appropriations																								
III. Special Purpose Fund																								
Sub-Total, SPF																								
GRAND TOTAL		132,085,177.63	-	132,085,177.63	132,085,177.63				132,085,177.63	12,674,465.31	-	-	-	12,674,465.31	5,730,086.14	-	-	-	-	5,730,086.14	-	119,410,712.32	6,944,379.17	
PS																								
MOOE		132,085,177.63	-	132,085,177.63	132,085,177.63				132,085,177.63	12,674,465.31	-	-	-	12,674,465.31	5,730,086.14	-	-	-	-	5,730,086.14	-	119,410,712.32	6,944,379.17	
Fin Ex																								
CO																								

Appropriations (unobligated funds from the 2023 DOH SP) were adjusted based on the latest reconciliation

Certified Correct:

Certified Correct:

Recommended By:

Approved By:


M. TASSIA V. ADRIANO


MANSA S. ABOGADO


MA. DONA E. PATUAR


ANICETO C. OJBETA JR.

Division Chief II, Finance Division

Division Chief II, Accounting and Control Division

Officer-in-Charge - Administrative and Finance Department

President

Date: 04/29/2025

Date: 04/29/2025

Date: 04/29/2025

Date: 04/29/2025