



**STATEMENT OF APPROPRIATIONS, ALLOTMENTS, OBLIGATIONS, DISBURSEMENTS AND BALANCES**  
As at the Quarter Ending September 30, 2025

Department : Budgetary Support to Government Corporations (BSGC)  
 Agency/Entity : Philippine Institute for Development Studies  
 Operating Unit : < not applicable >  
 Organization Code (UACS) : 35 058 0000000  
 Fund Cluster : 01 - Regular Agency Fund  
 (e.g. UACS Fund Cluster: 01-Regular Agency Fund, 02-Foreign Assisted Projects Fund, 03-Special Account-Locally Funded/Domestic Grants Fund, and 04-Special Account-Foreign Assisted/Foreign Grants Fund)

X	Current Year Appropriations
	Supplemental Appropriations
	Continuing Appropriations

Particulars	UACS CODE	Appropriations			Allotments			Current Year Obligations							Current Year Disbursements					Balances				
		Authorized Appropriations	Adjustments (Transfer To/From, Modifications/ Augmentations)	Adjusted Appropriations	Allotments Received	Adjustments (Reductions, Modifications/ Augmentations)	Transfer To	Transfer From	Adjusted Allotments	1st Quarter Ending March 31	2nd Quarter Ending June 30	3rd Quarter Ending September 30	4th Quarter Ending December 31	Total	1st Quarter Ending March 31	2nd Quarter Ending June 30	3rd Quarter Ending September 30	4th Quarter Ending December 31	Total	Unreleased Appropriations	Unobligated Allotments	Unpaid Obligations (15-20)=(23+24)		
		1	2	3	4	5=(3+4)	6	7	8	9	10=(8+(7+6)+9)	11	12	13	14	15=(11+12+13+14)	16	17	18	19	20=(16+17+18+19)	21	22	23
<b>I. Agency Specific Budget</b>		<b>291,537,000.00</b>	<b>30,000,000.00</b>	<b>321,537,000.00</b>	<b>321,537,000.00</b>	<b>0.00</b>	<b>0.00</b>	<b>0.00</b>	<b>0.00</b>	<b>321,537,000.00</b>	<b>72,885,000.00</b>	<b>72,885,000.00</b>	<b>73,449,066.34</b>	<b>0.00</b>	<b>219,219,066.34</b>	<b>50,658,206.04</b>	<b>54,451,558.08</b>	<b>45,810,177.16</b>	<b>0.00</b>	<b>150,919,941.28</b>	<b>0.00</b>	<b>102,317,933.66</b>	<b>0.00</b>	<b>68,299,125.06</b>
General Administration and Support	1000000000000000	70,882,000.00	0.00	70,882,000.00	70,882,000.00	0.00	0.00	0.00	0.00	70,882,000.00	17,721,000.00	17,719,000.00	17,721,000.00	0.00	53,191,000.00	17,721,000.00	17,719,000.00	17,721,000.00	0.00	53,191,000.00	0.00	17,721,000.00	0.00	0.00
General Management and Supervision	10000100001900	70,882,000.00	0.00	70,882,000.00	70,882,000.00	0.00	0.00	0.00	0.00	70,882,000.00	17,721,000.00	17,719,000.00	17,721,000.00	0.00	53,191,000.00	17,721,000.00	17,719,000.00	17,721,000.00	0.00	53,191,000.00	0.00	17,721,000.00	0.00	0.00
MOOE		70,882,000.00	0.00	70,882,000.00	70,882,000.00	0.00	0.00	0.00	0.00	70,882,000.00	17,721,000.00	17,719,000.00	17,721,000.00	0.00	53,191,000.00	17,721,000.00	17,719,000.00	17,721,000.00	0.00	53,191,000.00	0.00	17,721,000.00	0.00	0.00
Sub-Total, General Administration and Support		70,882,000.00	0.00	70,882,000.00	70,882,000.00	0.00	0.00	0.00	0.00	70,882,000.00	17,721,000.00	17,719,000.00	17,721,000.00	0.00	53,191,000.00	17,721,000.00	17,719,000.00	17,721,000.00	0.00	53,191,000.00	0.00	17,721,000.00	0.00	0.00
MOOE		70,882,000.00	0.00	70,882,000.00	70,882,000.00	0.00	0.00	0.00	0.00	70,882,000.00	17,721,000.00	17,719,000.00	17,721,000.00	0.00	53,191,000.00	17,721,000.00	17,719,000.00	17,721,000.00	0.00	53,191,000.00	0.00	17,721,000.00	0.00	0.00
Support to Operations	2000000000000000	21,674,000.00	0.00	21,674,000.00	21,674,000.00	0.00	0.00	0.00	0.00	21,674,000.00	5,418,000.00	5,421,000.00	5,418,000.00	0.00	16,257,000.00	5,418,000.00	5,421,000.00	5,418,000.00	0.00	16,257,000.00	0.00	5,417,000.00	0.00	0.00
Operations of the Philippine APEC Study Center Network (PASCN)	200000100002000	3,022,000.00	0.00	3,022,000.00	3,022,000.00	0.00	0.00	0.00	0.00	3,022,000.00	756,000.00	755,000.00	756,000.00	0.00	2,267,000.00	756,000.00	755,000.00	756,000.00	0.00	2,267,000.00	0.00	755,000.00	0.00	0.00
MOOE		3,022,000.00	0.00	3,022,000.00	3,022,000.00	0.00	0.00	0.00	0.00	3,022,000.00	756,000.00	755,000.00	756,000.00	0.00	2,267,000.00	756,000.00	755,000.00	756,000.00	0.00	2,267,000.00	0.00	755,000.00	0.00	0.00
Publication, Seminars, Information and Communications Technology Services, and Research Program Management	200000100003000	18,652,000.00	0.00	18,652,000.00	18,652,000.00	0.00	0.00	0.00	0.00	18,652,000.00	4,662,000.00	4,666,000.00	4,662,000.00	0.00	13,990,000.00	4,662,000.00	4,666,000.00	4,662,000.00	0.00	13,990,000.00	0.00	4,662,000.00	0.00	0.00
MOOE		18,652,000.00	0.00	18,652,000.00	18,652,000.00	0.00	0.00	0.00	0.00	18,652,000.00	4,662,000.00	4,666,000.00	4,662,000.00	0.00	13,990,000.00	4,662,000.00	4,666,000.00	4,662,000.00	0.00	13,990,000.00	0.00	4,662,000.00	0.00	0.00
Sub-Total, Support to Operations		21,674,000.00	0.00	21,674,000.00	21,674,000.00	0.00	0.00	0.00	0.00	21,674,000.00	5,418,000.00	5,421,000.00	5,418,000.00	0.00	16,257,000.00	5,418,000.00	5,421,000.00	5,418,000.00	0.00	16,257,000.00	0.00	5,417,000.00	0.00	0.00
MOOE		21,674,000.00	0.00	21,674,000.00	21,674,000.00	0.00	0.00	0.00	0.00	21,674,000.00	5,418,000.00	5,421,000.00	5,418,000.00	0.00	16,257,000.00	5,418,000.00	5,421,000.00	5,418,000.00	0.00	16,257,000.00	0.00	5,417,000.00	0.00	0.00
Operations	3000000000000000	198,981,000.00	30,000,000.00	228,981,000.00	228,981,000.00	0.00	0.00	0.00	0.00	228,981,000.00	49,746,000.00	49,745,000.00	50,310,066.34	0.00	149,801,066.34	27,519,206.04	31,311,558.08	22,671,177.16	0.00	81,501,941.28	0.00	79,179,933.66	0.00	68,299,125.06
OO - Government policies and services, through the aid of policy research, improved		198,981,000.00	30,000,000.00	228,981,000.00	228,981,000.00	0.00	0.00	0.00	0.00	228,981,000.00	49,746,000.00	49,745,000.00	50,310,066.34	0.00	149,801,066.34	27,519,206.04	31,311,558.08	22,671,177.16	0.00	81,501,941.28	0.00	79,179,933.66	0.00	68,299,125.06
SOCIO-ECONOMIC POLICY RESEARCH PROGRAM		198,981,000.00	30,000,000.00	228,981,000.00	228,981,000.00	0.00	0.00	0.00	0.00	228,981,000.00	49,746,000.00	49,745,000.00	50,310,066.34	0.00	149,801,066.34	27,519,206.04	31,311,558.08	22,671,177.16	0.00	81,501,941.28	0.00	79,179,933.66	0.00	68,299,125.06
Conduct of policy research	310100100001900	198,981,000.00	30,000,000.00	228,981,000.00	228,981,000.00	0.00	0.00	0.00	0.00	228,981,000.00	49,746,000.00	49,745,000.00	50,310,066.34	0.00	149,801,066.34	27,519,206.04	31,311,558.08	22,671,177.16	0.00	81,501,941.28	0.00	79,179,933.66	0.00	68,299,125.06
MOOE		198,981,000.00	30,000,000.00	228,981,000.00	228,981,000.00	0.00	0.00	0.00	0.00	228,981,000.00	49,746,000.00	49,745,000.00	50,310,066.34	0.00	149,801,066.34	27,519,206.04	31,311,558.08	22,671,177.16	0.00	81,501,941.28	0.00	79,179,933.66	0.00	68,299,125.06
Sub-Total, Operations		198,981,000.00	30,000,000.00	228,981,000.00	228,981,000.00	0.00	0.00	0.00	0.00	228,981,000.00	49,746,000.00	49,745,000.00	50,310,066.34	0.00	149,801,066.34	27,519,206.04	31,311,558.08	22,671,177.16	0.00	81,501,941.28	0.00	79,179,933.66	0.00	68,299,125.06
MOOE		198,981,000.00	30,000,000.00	228,981,000.00	228,981,000.00	0.00	0.00	0.00	0.00	228,981,000.00	49,746,000.00	49,745,000.00	50,310,066.34	0.00	149,801,066.34	27,519,206.04	31,311,558.08	22,671,177.16	0.00	81,501,941.28	0.00	79,179,933.66	0.00	68,299,125.06
<b>Sub-Total, I. Agency Specific Budget</b>		<b>291,537,000.00</b>	<b>30,000,000.00</b>	<b>321,537,000.00</b>	<b>321,537,000.00</b>	<b>0.00</b>	<b>0.00</b>	<b>0.00</b>	<b>0.00</b>	<b>321,537,000.00</b>	<b>72,885,000.00</b>	<b>72,885,000.00</b>	<b>73,449,066.34</b>	<b>0.00</b>	<b>219,219,066.34</b>	<b>50,658,206.04</b>	<b>54,451,558.08</b>	<b>45,810,177.16</b>	<b>0.00</b>	<b>150,919,941.28</b>	<b>0.00</b>	<b>102,317,933.66</b>	<b>0.00</b>	<b>68,299,125.06</b>
MOOE		291,537,000.00	30,000,000.00	321,537,000.00	321,537,000.00	0.00	0.00	0.00	0.00	321,537,000.00	72,885,000.00	72,885,000.00	73,449,066.34	0.00	219,219,066.34	50,658,206.04	54,451,558.08	45,810,177.16	0.00	150,919,941.28	0.00	102,317,933.66	0.00	68,299,125.06
<b>IV. Reversion of the Unobligated Allotments (charged against R.A. Nos. 11465 and 11494)</b>		<b>0.00</b>	<b>0.00</b>	<b>0.00</b>	<b>0.00</b>	<b>0.00</b>	<b>0.00</b>	<b>0.00</b>	<b>0.00</b>	<b>0.00</b>	<b>0.00</b>	<b>0.00</b>	<b>0.00</b>	<b>0.00</b>	<b>0.00</b>	<b>0.00</b>	<b>0.00</b>	<b>0.00</b>	<b>0.00</b>	<b>0.00</b>	<b>0.00</b>	<b>0.00</b>	<b>0.00</b>	<b>0.00</b>
<b>GRAND TOTAL</b>		<b>291,537,000.00</b>	<b>30,000,000.00</b>	<b>321,537,000.00</b>	<b>321,537,000.00</b>	<b>0.00</b>	<b>0.00</b>	<b>0.00</b>	<b>0.00</b>	<b>321,537,000.00</b>	<b>72,885,000.00</b>	<b>72,885,000.00</b>	<b>73,449,066.34</b>	<b>0.00</b>	<b>219,219,066.34</b>	<b>50,658,206.04</b>	<b>54,451,558.08</b>	<b>45,810,177.16</b>	<b>0.00</b>	<b>150,919,941.28</b>	<b>0.00</b>	<b>102,317,933.66</b>	<b>0.00</b>	<b>68,299,125.06</b>
Recapitulation by OO:																								
SOCIO-ECONOMIC POLICY RESEARCH PROGRAM		198,981,000.00	30,000,000.00	228,981,000.00	228,981,000.00	0.00	0.00	0.00	0.00	228,981,000.00	49,746,000.00	49,745,000.00	50,310,066.34	0.00	149,801,066.34	27,519,206.04	31,311,558.08	22,671,177.16	0.00	81,501,941.28	0.00	79,179,933.66	0.00	68,299,125.06

Certified Correct:  
  
MATT PASSOLUNGI  
Division Chief II, Finance Division  
Date: October 23, 2025 02:38 PM

Certified Correct:  
  
CRISTINA M. PETROLA  
Officer-in-Charge, Accounting and Control Division  
Date: October 23, 2025 02:38 PM

Recommending Approval By:  
MA, DANA E. PATUAR  
Officer-in-Charge, Administrative and Finance Department  
Date: October 23, 2025 02:52 PM

Approved By:  
PHILIP ARNOLD P. TUANO, PHD  
President  
Date: October 23, 2025 02:54 PM

STATEMENT OF APPROPRIATIONS, ALLOTMENTS, OBLIGATIONS, DISBURSEMENTS AND BALANCES  
As at the Quarter Ending September 30, 2025

Department : Budgetary Support to Government Corporations  
Agency/Entity : Philippine Institute for Development Studies  
Operating Unit : <not applicable>  
Organization Code (UICS) : 35-058-0000000  
Fund Cluster: 01 Regular Agency Fund

Authorization:01 - Continuing Appropriations

Particulars	UACS CODE	Appropriation			Allotments					Current Year Obligations				Current Year Disbursements				Balances					
		Authorized Appropriation	Adjustments (Transfer To/From Realignment)	Adjusted Appropriations	Allotments Received	Adjustments (Reductions, Modifications/ Augmentations)	Transfer To	Transfer From	Adjusted Total Allotments	1st Quarter Ending March 31	2nd Quarter Ending June 30	3rd Quarter Ending Sept. 30	4th Quarter Ending Dec. 31	Total	1st Quarter Ending March 31	2nd Quarter Ending June 30	3rd Quarter Ending Sept. 30	4th Quarter Ending Dec. 31	Total	Unreleased Appropriations	Unobligated Allotment	Unpaid Obligations (15-20) - Due and Demandable	(23-24) Not Yet Due and Demandable
1	2	3	4	5=(3+4)	6	7	8	9	10=(6+(-7)+8+9)	11	12	13	14	15=(11+12+13+14)	16	17	18	19	20=(16+17+18+19)	21=(5-10)	22=(10-15)	23	24
<b>I. Agency Specific Budget</b>																							
Subsidies	01101277																						
General Administration and Support	1000000000000000	99,987,000.00		99,987,000.00	99,987,000.00				99,987,000.00	3,154,600.00	3,750,000.00	-	-	6,904,600.00	2,839,140.00	4,065,460.00	-	-	6,904,600.00	-	93,082,400.00	-	-
General Management and Supervision	100000100001000	99,987,000.00		99,987,000.00	99,987,000.00				99,987,000.00	3,154,600.00	3,750,000.00	-	-	6,904,600.00	2,839,140.00	4,065,460.00	-	-	6,904,600.00	-	93,082,400.00	-	-
MODE		99,987,000.00		99,987,000.00	99,987,000.00				99,987,000.00	3,154,600.00	3,750,000.00	-	-	6,904,600.00	2,839,140.00	4,065,460.00	-	-	6,904,600.00	-	93,082,400.00	-	-
Support to Operations	2000000000000000	-		-	-				-	-	-	-	-	-	-	-	-	-	-	-	-	-	-
a. Publications, Seminars, Information and Communication Technology Services, and Research Program Management	200000100001000	-		-	-				-	-	-	-	-	-	-	-	-	-	-	-	-	-	-
MODE		-		-	-				-	-	-	-	-	-	-	-	-	-	-	-	-	-	-
b. Operations of the Philippine APEC Study Center Network (PASCN) created under Administrative Order No. 303 dated November 23, 1996	200000100002000	-		-	-				-	-	-	-	-	-	-	-	-	-	-	-	-	-	-
MODE		-		-	-				-	-	-	-	-	-	-	-	-	-	-	-	-	-	-
Operations	3000000000000000	32,098,177.63	-	32,098,177.63	32,098,177.63	-	-	-	32,098,177.63	9,519,865.31	4,039,884.80	1,413,107.07	-	14,972,857.18	2,890,946.14	10,668,803.97	1,413,107.07	-	14,972,857.18	-	17,125,320.45	-	-
OD Government policies and services through the aid of policy research, improved																							
SOCIO-ECONOMIC POLICY RESEARCH PROGRAM	300000100001000	32,098,177.63	-	32,098,177.63	32,098,177.63				32,098,177.63	9,519,865.31	4,039,884.80	1,413,107.07	-	14,972,857.18	2,890,946.14	10,668,803.97	1,413,107.07	-	14,972,857.18	-	17,125,320.45	-	-
Conduct of policy research		32,098,177.63	-	32,098,177.63	32,098,177.63				32,098,177.63	9,519,865.31	4,039,884.80	1,413,107.07	-	14,972,857.18	2,890,946.14	10,668,803.97	1,413,107.07	-	14,972,857.18	-	17,125,320.45	-	-
MODE		32,098,177.63	-	32,098,177.63	32,098,177.63				32,098,177.63	9,519,865.31	4,039,884.80	1,413,107.07	-	14,972,857.18	2,890,946.14	10,668,803.97	1,413,107.07	-	14,972,857.18	-	17,125,320.45	-	-
2023 DOH SP		12,098,177.63	-	12,098,177.63	12,098,177.63				12,098,177.63	9,130,430.20	(62,920.85)			8,567,509.35	2,890,946.14	5,676,563.21			8,567,509.35	-	3,530,668.28	-	-
2024 DOH SP		20,000,000.00	-	20,000,000.00	20,000,000.00				20,000,000.00	389,435.11	4,602,805.65	1,413,107.07		6,405,347.83	-	4,992,240.76	1,413,107.07		6,405,347.83	-	13,944,652.17	-	-
Sub-Total, Agency-Specific		132,085,177.63	-	132,085,177.63	132,085,177.63				132,085,177.63	12,674,465.31	7,789,884.80	1,413,107.07	-	21,877,457.18	5,730,086.14	14,734,263.97	1,413,107.07	-	21,877,457.18	-	110,207,720.45	-	-
PS																							
MODE		132,085,177.63	-	132,085,177.63	132,085,177.63				132,085,177.63	12,674,465.31	7,789,884.80	1,413,107.07	-	21,877,457.18	5,730,086.14	14,734,263.97	1,413,107.07	-	21,877,457.18	-	110,207,720.45	-	-
Fin Ex																							
CO																							
<b>II. Automatic Appropriations</b>																							
Sub-Total, Automatic Appropriations																							
<b>III. Special Purpose Fund</b>																							
Sub-Total, SPF																							
<b>GRAND TOTAL</b>		132,085,177.63	-	132,085,177.63	132,085,177.63				132,085,177.63	12,674,465.31	7,789,884.80	1,413,107.07	-	21,877,457.18	5,730,086.14	14,734,263.97	1,413,107.07	-	21,877,457.18	-	110,207,720.45	-	-
PS																							
MODE		132,085,177.63	-	132,085,177.63	132,085,177.63				132,085,177.63	12,674,465.31	7,789,884.80	1,413,107.07	-	21,877,457.18	5,730,086.14	14,734,263.97	1,413,107.07	-	21,877,457.18	-	110,207,720.45	-	-
Fin Ex																							
CO																							


Certified Correct:

Certified Correct:

Recommended By:

Approved By:

  
MARISSA V. ADRIANO  
Division Chief II, Finance Division  
Date: 10/23/2025

  
CRISTINE P. ORDOÑA  
Office-in-Charge, Accounting and Control Division  
Date: 10/23/2025

MA. DANA E. PATUAR  
Office-in-Charge - Administrative and Finance Department  
Date: 10/23/2025

PHILIP ARNOLD P. TUAÑO, PhD  
President  
Date: 10/23/2025