



# The youth NEET in the Philippines: profile and barriers to training participation

Dr. Aniceto Orbeta, Jr., John Paul Corpus, and Nina Victoria Araos

11 August 2022



Philippine Institute for Development Studies  
*Surian sa mga Pag-aaral Pangkaunlaran ng Pilipinas*

# Significance

- NEET: youth (ages 15-24) Not in Employment, Education, or Training
- NEET are not accumulating human capital as they transition to adulthood
- Being NEET can undermine the youth's future employment and earning prospects, and can lead to adverse social consequences
- What strategies to engage NEET?

# Research questions

1. Who are the NEET in the Philippines?
2. What barriers keep NEET from pursuing technical-vocational education and training (TVET)?

# Methodology

## Research questions

Who are the NEET?

What barriers keep NEET from pursuing TVET?

## Research methods

### Analysis of PSA survey data

2019 Labor Force Survey (LFS)  
2018 Family Income and Expenditure Survey (FIES)

Online survey of TESDA and YouthWorks PH trainees and applicants

# **1. Profile of Filipino NEET**

# Measuring NEET

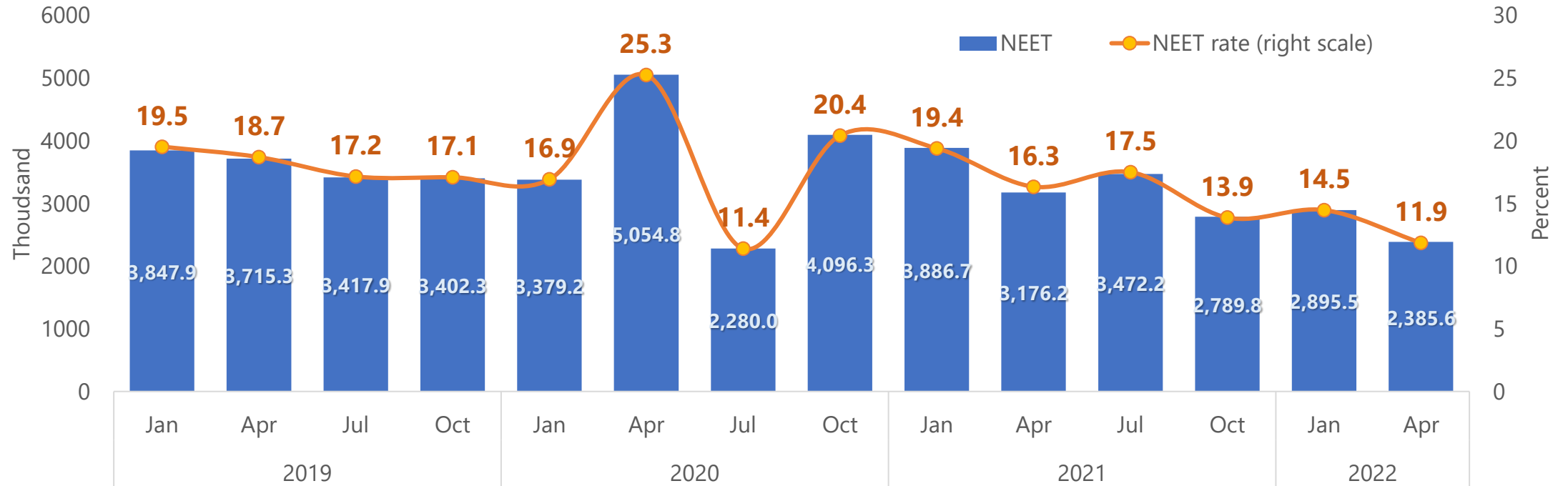
**Age**

**Employment**

**Education  
participation**

**Training  
participation**

# NEET population and incidence



Source: PSA LFS (various years)


# NEET incidence among Filipino youth



**27%**

BARMM

**20%** Davao Region,  
Mimaropa  
**19%** Zamboanga Peninsula,  
Central Luzon



**24%**

Female

**14%** among males  
**40%** among females 20-24  
**67%** among married  
females



**19%**

Rural areas

**18%** urban areas



**23%**

Poorest 50%  
of families

**11%** top 20%


Source: Authors' calculation using (1) LFS 2019 rounds and (2) merged LFS and FIES 2018



# Profile of Filipino NEET

20-24  
years

**69%**



**63%**

Female




**43%**

Lower secondary



**56%**

Rural areas




**56%**

Poorest 40%  
of families


Source: Authors' calculation using (1) LFS 2019 rounds and (2) merged LFS and FIES 2018

# Most NEET are economically inactive



**74%**

NEET who are out of the  
labor force  
Not employed and not looking for  
work



**52%**

NEET who are  
economically inactive  
females



**45%**

NEET who are  
economically inactive  
because of home care



**62%**

Economically inactive female  
NEET who are married

Source: Authors' calculation using LFS 2019 rounds

**2. What are the barriers that keep NEET from pursuing TVET?**

# Online survey

## Target respondents

- Current trainees and applicants in TESDA Technology Institutes (TTIs)
- Current trainees and applicants in YouthWorks PH

## Sampling

- Self-selected survey
- Non-random, non-probability
  - Not representative

## Eligibility

NEET at the time of application to their program

## Survey period

March 2021

## Realized sample size

**1,688**

61%: trainees in TTIs  
22%: TTI applicants  
17%: YouthWorks PH trainees  
or applicants

# Barriers to pursuing TVET

*What factors kept you from pursuing TVET before applying for training?*



**48%**

No funds for tuition or allowance




**13%**

No information



**11%**

Housework or caring duties



**10%**

Working or seeking work

**36%**

No hindrance

Source: TESDA and YouthWorks PH online survey (2021)

# Support to encourage youth participation in TVET

*What assistance do you think youth need to encourage them to pursue training?*



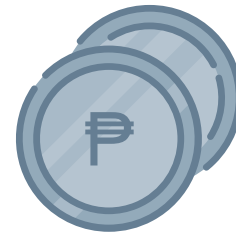
**58%**

Allowance support



**56%**

Information on jobs



**48%**

Tuition support



**47%**

Job search support



**39%**

Information on TVET programs

Source: TESDA and YouthWorks PH online survey (2021)

# Conclusions and recommendations

# Conclusions

## **NEET incidence and composition**

- NEET incidence is highest in BARMM, followed by Davao Region, Mimaropa, Zamboanga Peninsula, and Central Luzon.
- NEET are mostly female and tend to come from poorer families.
- NEET are mostly economically inactive, with home care being the principal reason for inactivity.



# Conclusions

## **Barriers to pursuing TVET among NEET**

- Online survey found financial constraints to be the main barriers to pursuing TVET, followed by lack of information and housework.
- Financial support (tuition and allowance) and information on jobs and TVET programs can help encourage training participation among youth.
- Survey findings are not generalizable but provide useful information.

# Recommendations

1. Conduct more in-depth studies on determinants of being NEET, including the high level of inactivity among female NEET, to identify policies to draw them into training or employment.
2. Encourage TVET participation among NEET through financial support, information dissemination, and employment facilitation assistance.

# Thank you!



Philippine Institute for Development Studies  
SERVICE THROUGH POLICY RESEARCH